
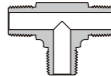





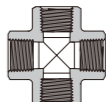



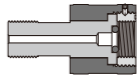







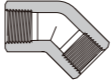


## Pipe Fittings



### Contents

Hex Nipples		3	Male Tees		17
Hex Long Nipples		4	Male Branch Tees		18
Close Nipples		8	Female Tees		19
Special Pipe Nipples		8	Female Crosses		20
Adapters		9	Pipe to Pipe Unions		20
Reducing Bushings		12	Hand Tight Adapter Fittings		21
Hex Couplings		13	Pipe Plugs		22
Union Ball Joints		14	Hollow Hex Plugs		23
Male Elbows		14	Pipe Caps		24
Street Elbows		15	Ordering Number Description		25
45° Female Elbows		16			

## Features

- The hardened threads with smooth surface finishing avoid galling and help to extend the fitting service life
- Radius junction design for elbows provides smooth flow path
- Every fitting is marked with size, material and heat number

## Technical Data

- Sizes range from 1/16 to 2
- Thread Specifications:

Thread Type	Specification
NPT	ASME B1.20.1, SAE AS71051
ISO Tapered	ISO 7-1, BS 21, JIS B0203
ISO Parallel	ISO 228, JIS B0202
SAE/MS	ASME B1.1, SAE J475
Metric	ISO 261

- Working Temperature:

For the working temperatures of XINVAL pipe fittings, please see A-10.

- Working Pressure:

1. Catalog working pressures shown are based on ANSI/ASME B31.3 at ambient temperature, to determine working pressures in accordance with ANSI/ASME B31.1 multiply catalog working pressures shown by the factor from the table below.

Material	Factor
Carbon steel	0.85
Brass	1.0

2. Use the allowable working pressure at ambient temperature to multiply the elevated temperature factors to get the working pressure at elevated temperature.

## Materials

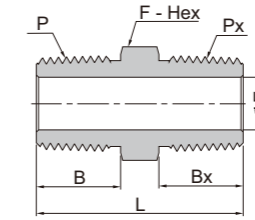
Material	Bar Stock	Forging	Designator
316 stainless steel	ASTM A276, ASME SA479, EN 1.4401	ASTM A182, ASME SA182, EN 1.4401	316
304 stainless steel	ASTM A276, ASME SA479, EN 1.4301	ASTM A182, ASME SA182, EN 1.4301	304
Alloy 400	ASTM B164, ASME SB164	ASTM B564, ASME SB564	M
Alloy 600	ASTM B166, ASME SB166	ASTM B564, ASME SB564	600
Alloy C-276	ASTM B574	ASTM B564,	276
Brass	ASME B16/ASTM B453	ASTM B283	B
Carbon steel	ASTM A108	ASTM A105	CS
904L stainless steel	ASTM B649	ASTM A182	904L

## Cautions:

- Do not loosen or tighten fittings when system is pressurized.
- Always use proper thread sealants on tapered pipe threads.
- Confirm the sealing type when choosing the straight threads, make sure the construction of the matching threads comply with the sealing type.

## Dimensions

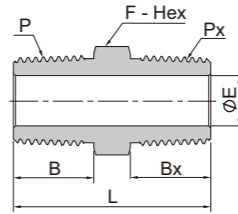
### Hex Nipples



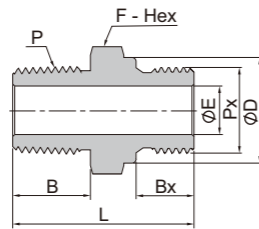
Male NPT Threads									
P-NPT Size	Px-NPT Size	Basic Ordering Number	Dimensions, in. (mm)					Working Pressure psig (bar)	
			L	F	B	Bx	E	316 SS, Steel	Brass
1/16	1/16	-NU-N1	1.01 (25.6)	0.31 (7.9)	0.38 (9.7)	0.38 (9.7)	0.12 (3.0)	11000 (757)	5500 (378)
1/8	1/16	-NU-N2-N1	1.01 (25.6)	0.44 (11.1)	0.38 (9.7)	0.38 (9.7)	0.12 (3.0)	11000 (757)	5500 (378)
1/8	1/8	-NU-N2	1.01 (25.6)	0.44 (11.1)	0.38 (9.7)	0.38 (9.7)	0.19 (4.8)	10000 (690)	5000 (344)
1/4	1/16	-NU-N4-N1	1.22 (31.0)	0.56 (14.3)	0.56 (14.2)	0.38 (9.7)	0.12 (3.0)	9500 (655)	4700 (324)
1/4	1/8	-NU-N4-N2	1.22 (31.0)	0.56 (14.3)	0.56 (14.2)	0.38 (9.7)	0.19 (4.8)	9500 (655)	4700 (324)
1/4	1/4	-NU-N4	1.40 (35.6)	0.56 (14.3)	0.56 (14.2)	0.56 (14.2)	0.28 (7.1)	8000 (551)	4000 (275)
3/8	1/16	-NU-N6-N1	1.25 (31.8)	0.69 (17.5)	0.56 (14.2)	0.38 (9.7)	0.12 (3.0)	7800 (537)	3900 (268)
3/8	1/8	-NU-N6-N2	1.25 (31.8)	0.69 (17.5)	0.56 (14.2)	0.38 (9.7)	0.19 (4.8)	7800 (537)	3900 (268)
3/8	1/4	-NU-N6-N4	1.43 (36.3)	0.69 (17.5)	0.56 (14.2)	0.56 (14.2)	0.28 (7.1)	8000 (551)	4000 (275)
3/8	3/8	-NU-N6	1.43 (36.3)	0.69 (17.5)	0.56 (14.2)	0.56 (14.2)	0.38 (9.7)	7800 (537)	3900 (268)
1/2	1/8	-NU-N8-N2	1.47 (37.3)	0.87 (22.2)	0.75 (19.1)	0.38 (9.7)	0.19 (4.8)	7700 (530)	3800 (261)
1/2	1/4	-NU-N8-N4	1.65 (41.9)	0.87 (22.2)	0.75 (19.1)	0.56 (14.2)	0.28 (7.1)	8000 (551)	4000 (275)
1/2	3/8	-NU-N8-N6	1.65 (41.9)	0.87 (22.2)	0.75 (19.1)	0.56 (14.2)	0.38 (9.7)	7800 (537)	3900 (268)
1/2	1/2	-NU-N8	1.84 (46.7)	0.87 (22.2)	0.75 (19.1)	0.75 (19.1)	0.47 (11.9)	7700 (530)	3800 (261)
3/4	1/8	-NU-N12-N2	1.59 (40.4)	1.06 (27.0)	0.75 (19.1)	0.38 (9.7)	0.19 (4.8)	7300 (502)	3600 (248)
3/4	1/4	-NU-N12-N4	1.65 (41.9)	1.06 (27.0)	0.75 (19.1)	0.56 (14.2)	0.28 (7.1)	8000 (551)	4000 (275)
3/4	3/8	-NU-N12-N6	1.78 (45.2)	1.06 (27.0)	0.75 (19.1)	0.56 (14.2)	0.38 (9.7)	7800 (537)	3900 (268)
3/4	1/2	-NU-N12-N8	1.84 (46.7)	1.06 (27.0)	0.75 (19.1)	0.75 (19.1)	0.47 (11.9)	7700 (530)	3800 (261)
3/4	3/4	-NU-N12	1.84 (46.7)	1.06 (27.0)	0.75 (19.1)	0.75 (19.1)	0.62 (15.7)	7300 (502)	3600 (248)
1	1/8	-NU-N16-N2	1.78 (45.2)	1.37 (34.9)	0.94 (23.9)	0.38 (9.7)	0.19 (4.8)	6500 (448)	3300 (227)
1	1/4	-NU-N16-N4	1.94 (49.3)	1.37 (34.9)	0.94 (23.9)	0.56 (14.2)	0.28 (7.1)	5300 (365)	2600 (179)
1	3/8	-NU-N16-N6	1.97 (50.0)	1.37 (34.9)	0.94 (23.9)	0.56 (14.2)	0.38 (9.7)	6500 (448)	3300 (227)
1	1/2	-NU-N16-N8	2.13 (54.1)	1.37 (34.9)	0.94 (23.9)	0.75 (19.1)	0.47 (11.9)	6500 (448)	3300 (227)
1	3/4	-NU-N16-N12	2.13 (54.1)	1.37 (34.9)	0.94 (23.9)	0.75 (19.1)	0.62 (15.7)	6500 (448)	3300 (227)
1	1	-NU-N16	2.32 (58.9)	1.37 (34.9)	0.94 (23.9)	0.94 (23.9)	0.88 (22.4)	5300 (365)	2600 (179)
1 1/4	1	-NU-N20-N16	2.45 (62.2)	1.75 (44.5)	0.94 (23.9)	0.94 (23.9)	0.88 (22.4)	5300 (365)	2600 (179)
1 1/4	1 1/4	-NU-N20	2.48 (62.9)	1.75 (44.5)	0.94 (23.9)	0.94 (23.9)	1.13 (28.6)	6000 (410)	3000 (200)
1 1/2	1 1/2	-NU-N24	2.61 (66.3)	2.00 (50.8)	1.03 (26.2)	1.03 (26.2)	1.34 (34.0)	5000 (344)	2500 (172)
2	2	-NU-N32	3.06 (77.7)	2.50 (63.5)	1.03 (26.2)	1.03 (26.2)	1.77 (45.0)	3900 (268)	1900 (130)

Male ISO Tapered Threads									
P-R Size	Px-R Size	Basic Ordering Number	Dimensions, in. (mm)					Working Pressure psig (bar)	
			L	F	B	Bx	E	316 SS, Steel	Brass
1/8	1/8	-NU-R2	1.01 (25.6)	0.44 (11.1)	0.38 (9.7)	0.38 (9.7)	0.19 (4.8)	10000 (690)	5000 (344)
1/4	1/4	-NU-R4	1.40 (35.6)	0.56 (14.3)	0.56 (14.2)	0.56 (14.2)	0.28 (7.1)	8000 (551)	4000 (275)
3/8	3/8	-NU-R6	1.43 (36.3)	0.69 (17.5)	0.56 (14.2)	0.56 (14.2)	0.38 (9.7)	7800 (537)	3900 (268)
1/2	1/2	-NU-R8	1.84 (46.7)	0.87 (22.2)	0.75 (19.1)	0.75 (19.1)	0.47 (11.9)	7700 (530)	3800 (261)
3/4	3/4	-NU-R12	1.84 (46.7)	1.06 (27.0)	0.75 (19.1)	0.75 (19.1)	0.62 (15.7)	7300 (502)	3600 (248)
1	1	-NU-R16	2.32 (58.9)	1.37 (34.9)	0.94 (23.9)	0.94 (23.9)	0.88 (22.4)	5300 (365)	2600 (179)

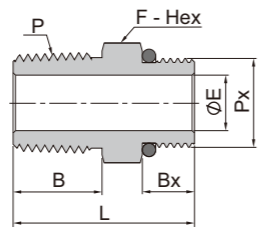
Hex Nipples



Male NPT Threads			Male ISO Tapered Threads						
P-NPT Size	Px-R Size	Basic Ordering Number	Dimensions, in. (mm)					Working Pressure psig (bar)	
			L	F	B	Bx	E	316 SS, Steel	Brass
1/8	1/8	-NU-N2-R2	1.01 (25.6)	0.44 (11.1)	0.38 (9.7)	0.38 (9.7)	0.19 (4.8)	10000 (690)	5000 (344)
1/4	1/4	-NU-N4-R4	1.40 (35.6)	0.56 (14.3)	0.56 (14.2)	0.56 (14.2)	0.28 (7.1)	8000 (551)	4000 (275)
3/8	3/8	-NU-N6-R6	1.43 (36.3)	0.69 (17.5)	0.56 (14.2)	0.56 (14.2)	0.38 (9.7)	7800 (537)	3900 (268)
1/2	1/2	-NU-N8-R8	1.84 (46.7)	0.87 (22.2)	0.75 (19.1)	0.75 (19.1)	0.47 (11.9)	7700 (530)	3800 (261)
3/4	3/4	-NU-N12-R12	1.84 (46.7)	1.06 (27.0)	0.75 (19.1)	0.75 (19.1)	0.62 (15.7)	7300 (502)	3600 (248)
1	1	-NU-N16-R16	2.32 (58.9)	1.37 (34.9)	0.94 (23.9)	0.94 (23.9)	0.88 (22.4)	5300 (365)	2600 (179)

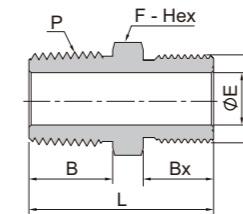


Male NPT Threads			Male ISO parallel Threads							
P-NPT Size	Px-RS Size	Basic Ordering Number	Dimensions, in. (mm)					Working Pressure psig (bar)		
			L	F	B	Bx	E	D	316 SS, Steel	Brass
1/8	1/8	-NU-N2-RS2	1.09 (27.7)	0.56 (14.3)	0.38 (9.7)	0.28 (7.1)	0.16 (4.1)	0.54 (13.7)	9600 (662)	4800 (331)
1/4	1/4	-NU-N4-RS4	1.45 (36.8)	0.75 (19.1)	0.56 (14.2)	0.44 (11.2)	0.23 (5.8)	0.71 (18.0)	10300 (709)	5100 (351)
3/8	3/8	-NU-N6-RS6	1.48 (37.6)	0.87 (22.2)	0.56 (14.2)	0.44 (11.2)	0.31 (7.9)	0.85 (21.6)	7800 (537)	3900 (268)
1/2	1/2	-NU-N8-RS8	1.75 (44.4)	1.06 (27.0)	0.75 (19.1)	0.56 (14.2)	0.47 (11.9)	1.02 (25.9)	7600 (523)	3800 (261)
3/4	3/4	-NU-N12-RS12	1.93 (49.0)	1.31 (33.3)	0.75 (19.1)	0.62 (15.7)	0.62 (15.7)	1.26 (32.0)	7300 (502)	3600 (248)
1	1	-NU-N16-RS16	2.23 (56.6)	1.63 (41.3)	0.94 (23.9)	0.72 (18.3)	0.78 (19.8)	1.53 (38.9)	7400 (509)	3700 (254)



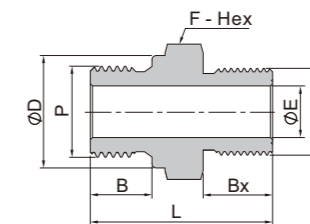
Male NPT Threads			Male SAE/MS Straight Threads (ST)						
P-NPT Size	Px-SAE Nominal Size	Px-SAE/MS Thread Specification	Basic Ordering Number	Dimensions, in. (mm)					Working Pressure psig (bar)
				L	F	B	Bx	E	316 SS, Steel
1/4	4	7/16-20	-NU-N4-ST7	1.20 (30.5)	0.56 (14.3)	0.56 (14.2)	0.36 (9.1)	0.20 (5.1)	4500 (310)
3/8	6	9/16-18	-NU-N6-ST9	1.26 (32.0)	0.69 (17.5)	0.56 (14.2)	0.36 (9.1)	0.28 (7.1)	4500 (310)
1/2	8	3/4-16	-NU-N8-ST12	1.53 (38.9)	0.87 (22.2)	0.75 (19.1)	0.44 (11.2)	0.42 (10.7)	4500 (310)
3/4	12	1 1/16-12	-NU-N12-ST17	1.75 (44.4)	1.25 (31.8)	0.75 (19.1)	0.59 (15.0)	0.62 (15.7)	3600 (248)
1	16	1 5/16-12	-NU-N16-ST21	2.00 (50.8)	1.50 (38.1)	0.94 (23.9)	0.59 (15.0)	0.88 (22.4)	2900 (199)

Hex Nipples



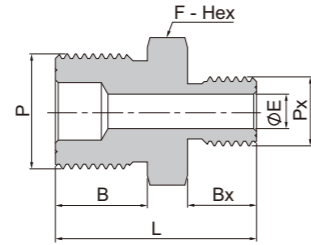
Male NPT Threads			Male Metric Threads					
P-NPT Size	Px-Metric Size	Basic Ordering Number	Dimensions, mm (in.)					Working Pressure psig (bar)
			L	F	B	Bx	E	316 SS, Steel
1/8	M20 x 1.5	-NU-N2-MS20	32.7 (1.29)	22.2 (0.87)	9.7 (0.38)	16.0 (0.63)	5.0 (0.20)	7700 (530)
1/4	M8 x 1	-NU-N4-MS8	29.0 (1.14)	14.3 (0.56)	14.2 (0.56)	9.0 (0.35)	3.2 (0.13)	8000 (551)
1/4	M14 x 1.5	-NU-N4-MS14	34.2 (1.35)	15.9 (0.63)	14.2 (0.56)	13.0 (0.51)	7.0 (0.28)	8000 (551)
1/4	M16 x 1.5	-NU-N4-MS16	35.2 (1.39)	17.5 (0.69)	14.2 (0.56)	14.0 (0.55)	7.1 (0.28)	7800 (537)
1/4	M20 x 1.5	-NU-N4-MS20	37.2 (1.46)	22.2 (0.87)	14.2 (0.56)	16.0 (0.63)	7.1 (0.28)	7700 (530)
3/8	M14 x 1.5	-NU-N6-MS14	34.2 (1.35)	17.5 (0.69)	14.2 (0.56)	13.0 (0.51)	7.0 (0.28)	7800 (537)
3/8	M20 x 1.5	-NU-N6-MS20	37.2 (1.46)	22.2 (0.87)	14.2 (0.56)	16.0 (0.63)	9.5 (0.37)	7700 (530)
3/8	M24 x 1.5	-NU-N6-MS24	38.2 (1.50)	25.4 (1.00)	14.2 (0.56)	17.0 (0.67)	9.5 (0.37)	7400 (509)
1/2	M14 x 1.5	-NU-N8-MS14	39.1 (1.54)	22.2 (0.87)	19.1 (0.75)	13.0 (0.51)	7.2 (0.28)	7700 (530)
1/2	M20 x 1.5	-NU-N8-MS20	42.0 (1.65)	22.2 (0.87)	19.1 (0.75)	16.0 (0.63)	10.0 (0.39)	7700 (530)
1/2	M24 x 1.5	-NU-N8-MS24	43.5 (1.71)	25.4 (1.00)	19.1 (0.75)	17.0 (0.67)	11.9 (0.47)	7400 (509)
3/4	M20 x 1.5	-NU-N12-MS20	42.1 (1.66)	27.0 (1.06)	19.1 (0.75)	16.0 (0.63)	10.8 (0.43)	7300 (502)
3/4	M27 x 2	-NU-N12-MS27	46.7 (1.84)	31.8 (1.25)	19.1 (0.75)	18.0 (0.71)	15.8 (0.62)	6100 (420)
1	M30 x 2	-NU-N16-MS30	56.3 (2.22)	34.9 (1.37)	23.9 (0.94)	20.0 (0.79)	19.4 (0.76)	6100 (420)

Male ISO Tapered Threads			Male Metric Threads					
P-R Size	Px-Metric Size	Basic Ordering Number	Dimensions, mm (in.)					Working Pressure psig (bar)
			L	F	B	Bx	E	316 SS, Steel
1/8	M20 x 1.5	-NU-R2-MS20	32.7 (1.29)	22.2 (0.87)	9.7 (0.38)	16.0 (0.63)	5.0 (0.20)	7700 (530)
1/4	M12 x 1.5	-NU-R4-MS12	33.4 (1.31)	14.3 (0.56)	14.2 (0.56)	12.0 (0.47)	6.0 (0.24)	8000 (551)
1/4	M20 x 1.5	-NU-R4-MS20	37.2 (1.46)	22.2 (0.87)	14.2 (0.56)	16.0 (0.63)	7.0 (0.28)	7700 (530)
3/8	M20 x 1.5	-NU-R6-MS20	37.2 (1.46)	22.2 (0.87)	14.2 (0.56)	16.0 (0.63)	9.5 (0.37)	7700 (530)
1/2	M20 x 1.5	-NU-R8-MS20	42.0 (1.65)	22.2 (0.87)	19.1 (0.75)	16.0 (0.63)	10.0 (0.39)	7700 (530)



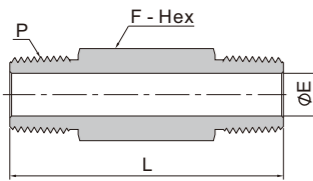
Male ISO Parallel Threads			Male Metric Threads						
P-RS Size	Px-Metric Size	Basic Ordering Number	Dimensions, mm (in.)					Working Pressure psig (bar)	
			L	F	B	Bx	E	D	316 SS, Steel
1/8	M20 x 1.5	-NU-RS2-MS20	32.6 (1.28)	22.2 (0.87)	7.1 (0.28)	16.0 (0.63)	4.0 (0.16)	13.7 (0.54)	7700 (530)
1/4	M18 x 1.5	-NU-RS4-MS18	34.2 (1.35)	20.6 (0.81)	11.2 (0.44)	15.0 (0.59)	5.9 (0.23)	18.0 (0.71)	7800 (537)
1/4	M20 x 1.5	-NU-RS4-MS20	37.2 (1.46)	22.2 (0.87)	11.2 (0.44)	16.0 (0.63)	5.9 (0.23)	18.0 (0.71)	7700 (530)
3/8	M20 x 1.5	-NU-RS6-MS20	37.2 (1.46)	22.2 (0.87)	11.2 (0.44)	16.0 (0.63)	7.9 (0.31)	21.6 (0.85)	7700 (530)
1/2	M20 x 1.5	-NU-RS8-MS20	40.2 (1.58)	27.0 (1.06)	14.0 (0.55)	16.0 (0.63)	11.9 (0.47)	25.9 (1.02)	7700 (530)

Hex Nipples



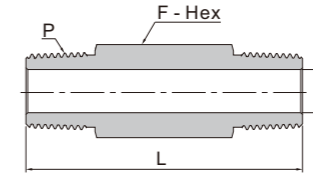
Male Metric Threads									
P-Metric Size	Px-Metric Size	Basic Ordering Number	Dimensions, mm (in.)					Working Pressure psig (bar)	
			L	F	B	Bx	E	316 SS, Steel	Brass
M20 x 1.5	M10 x 1	-NU-MS20-MS10	34.0 (1.34)	22.0 (0.87)	16.0 (0.63)	11.0 (0.43)	4.0 (0.16)	10000 (690)	
M20 x 1.5	M12 x 1.5	-NU-MS20-MS12	35.0 (1.38)	22.0 (0.87)	16.0 (0.63)	12.0 (0.47)	6.0 (0.24)	9000 (620)	
M20 x 1.5	M14 x 1.5	-NU-MS20-MS14	36.0 (1.42)	22.0 (0.87)	16.0 (0.63)	13.0 (0.51)	7.2 (0.28)	8000 (551)	
M20 x 1.5	M16 x 1.5	-NU-MS20-MS16	37.0 (1.46)	22.0 (0.87)	16.0 (0.63)	14.0 (0.55)	9.0 (0.35)	7800 (537)	
M20 x 1.5	M20 x 1.5	-NU-MS20	39.0 (1.54)	22.0 (0.87)	16.0 (0.63)	16.0 (0.63)	10.8 (0.43)	7700 (530)	
M27 x 2	M27 x 2	-NU-MS27	44.5 (1.75)	30.0 (1.18)	18.0 (0.71)	18.0 (0.71)	16.1 (0.63)	7300 (502)	

Hex Long Nipples



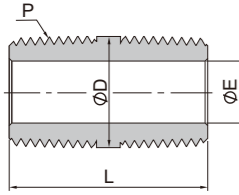
Male NPT Threads						
P-NPT Size	Basic Ordering Number	Dimensions, in. (mm)			Working Pressure psig (bar)	
		L	F	E	316 SS, Steel	Brass
1/8	-NU-N2-1.5	1.50 (38.1)	0.44 (11.1)	0.19 (4.8)	10000 (690)	5000 (344)
1/8	-NU-N2-2	2.00 (50.8)	0.44 (11.1)	0.19 (4.8)	10000 (690)	5000 (344)
1/8	-NU-N2-2.5	2.50 (63.5)	0.44 (11.1)	0.19 (4.8)	10000 (690)	5000 (344)
1/8	-NU-N2-3	3.00 (76.2)	0.44 (11.1)	0.19 (4.8)	10000 (690)	5000 (344)
1/4	-NU-N4-1.5	1.50 (38.1)	0.56 (14.3)	0.28 (7.1)	8000 (551)	4000 (275)
1/4	-NU-N4-2	2.00 (50.8)	0.56 (14.3)	0.28 (7.1)	8000 (551)	4000 (275)
1/4	-NU-N4-2.5	2.50 (63.5)	0.56 (14.3)	0.28 (7.1)	8000 (551)	4000 (275)
1/4	-NU-N4-3	3.00 (76.2)	0.56 (14.3)	0.28 (7.1)	8000 (551)	4000 (275)
1/4	-NU-N4-4	4.00 (101.6)	0.56 (14.3)	0.28 (7.1)	8000 (551)	4000 (275)
3/8	-NU-N6-1.5	1.50 (38.1)	0.69 (17.5)	0.38 (9.7)	7800 (537)	3900 (268)
3/8	-NU-N6-2	2.00 (50.8)	0.69 (17.5)	0.38 (9.7)	7800 (537)	3900 (268)
3/8	-NU-N6-2.5	2.50 (63.5)	0.69 (17.5)	0.38 (9.7)	7800 (537)	3900 (268)
3/8	-NU-N6-3	3.00 (76.2)	0.69 (17.5)	0.38 (9.7)	7800 (537)	3900 (268)
3/8	-NU-N6-4	4.00 (101.6)	0.69 (17.5)	0.38 (9.7)	7800 (537)	3900 (268)
1/2	-NU-N8-2	2.00 (50.8)	0.87 (22.2)	0.47 (11.9)	7700 (530)	3800 (261)
1/2	-NU-N8-3	3.00 (76.2)	0.87 (22.2)	0.47 (11.9)	7700 (530)	3800 (261)
1/2	-NU-N8-4	4.00 (101.6)	0.87 (22.2)	0.47 (11.9)	7700 (530)	3800 (261)
1/2	-NU-N8-6	6.00 (152.4)	0.87 (22.2)	0.47 (11.9)	7700 (530)	3800 (261)
3/4	-NU-N12-2	2.00 (50.8)	1.06 (27.0)	0.62 (15.7)	7300 (502)	3600 (248)
3/4	-NU-N12-3	3.00 (76.2)	1.06 (27.0)	0.62 (15.7)	7300 (502)	3600 (248)
3/4	-NU-N12-4	4.00 (101.6)	1.06 (27.0)	0.62 (15.7)	7300 (502)	3600 (248)
1	-NU-N16-3	3.00 (76.2)	1.37 (34.9)	0.88 (22.4)	5300 (365)	2600 (179)
1	-NU-N16-4	4.00 (101.6)	1.37 (34.9)	0.88 (22.4)	5300 (365)	2600 (179)

Hex Long Nipples



Male ISO Tapered Threads						
P-R Size	Basic Ordering Number	Dimensions, in. (mm)			Working Pressure psig (bar)	
		L	F	E	316 SS, Steel	Brass
1/8	-NU-R2-1.5	1.50 (38.1)	0.44 (11.1)	0.19 (4.8)	10000 (690)	5000 (344)
1/8	-NU-R2-2	2.00 (50.8)	0.44 (11.1)	0.19 (4.8)	10000 (690)	5000 (344)
1/8	-NU-R2-2.5	2.50 (63.5)	0.44 (11.1)	0.19 (4.8)	10000 (690)	5000 (344)
1/8	-NU-R2-3	3.00 (76.2)	0.44 (11.1)	0.19 (4.8)	10000 (690)	5000 (344)
1/4	-NU-R4-1.5	1.50 (38.1)	0.56 (14.3)	0.28 (7.1)	8000 (551)	4000 (275)
1/4	-NU-R4-2	2.00 (50.8)	0.56 (14.3)	0.28 (7.1)	8000 (551)	4000 (275)
1/4	-NU-R4-2.5	2.50 (63.5)	0.56 (14.3)	0.28 (7.1)	8000 (551)	4000 (275)
1/4	-NU-R4-3	3.00 (76.2)	0.56 (14.3)	0.28 (7.1)	8000 (551)	4000 (275)
1/4	-NU-R4-4	4.00 (101.6)	0.56 (14.3)	0.28 (7.1)	8000 (551)	4000 (275)
3/8	-NU-R6-1.5	1.50 (38.1)	0.69 (17.5)	0.38 (9.7)	7800 (537)	3900 (268)
3/8	-NU-R6-2	2.00 (50.8)	0.69 (17.5)	0.38 (9.7)	7800 (537)	3900 (268)
3/8	-NU-R6-2.5	2.50 (63.5)	0.69 (17.5)	0.38 (9.7)	7800 (537)	3900 (268)
3/8	-NU-R6-3	3.00 (76.2)	0.69 (17.5)	0.38 (9.7)	7800 (537)	3900 (268)
3/8	-NU-R6-4	4.00 (101.6)	0.69 (17.5)	0.38 (9.7)	7800 (537)	3900 (268)
1/2	-NU-R8-2	2.00 (50.8)	0.87 (22.2)	0.47 (11.9)	7700 (530)	3800 (261)
1/2	-NU-R8-3	3.00 (76.2)	0.87 (22.2)	0.47 (11.9)	7700 (530)	3800 (261)
1/2	-NU-R8-4	4.00 (101.6)	0.87 (22.2)	0.47 (11.9)	7700 (530)	3800 (261)
1/2	-NU-R8-6	6.00 (152.4)	0.87 (22.2)	0.47 (11.9)	7700 (530)	3800 (261)
3/4	-NU-R12-2	2.00 (50.8)	1.06 (27.0)	0.62 (15.7)	7300 (502)	3600 (248)
3/4	-NU-R12-3	3.00 (76.2)	1.06 (27.0)	0.62 (15.7)	7300 (502)	3600 (248)
3/4	-NU-R12-4	4.00 (101.6)	1.06 (27.0)	0.62 (15.7)	7300 (502)	3600 (248)
1	-NU-R16-3	3.00 (76.2)	1.37 (34.9)	0.88 (22.4)	5300 (365)	2600 (179)
1	-NU-R16-4	4.00 (101.6)	1.37 (34.9)	0.88 (22.4)	5300 (365)	2600 (179)

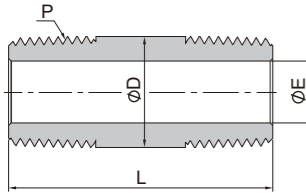
Close Nipples



Male NPT Threads						
P-NPT Size	Basic Ordering Number	Dimensions, in. (mm)			Working Pressure psig (bar)	
		L	D	E	316 SS, Steel	Brass
1/16	-NU-N1-C	0.75 (19.1)	0.31 (7.9)	0.12 (3.0)	11000 (757)	5500 (378)
1/8	-NU-N2-C	0.75 (19.1)	0.41 (10.3)	0.19 (4.8)	10000 (690)	5000 (344)
1/4	-NU-N4-C	1.12 (28.4)	0.54 (13.7)	0.28 (7.1)	8000 (551)	4000 (275)
3/8	-NU-N6-C	1.12 (28.4)	0.67 (17.1)	0.38 (9.6)	7800 (537)	3900 (268)
1/2	-NU-N8-C	1.50 (38.1)	0.84 (21.3)	0.47 (11.9)	7700 (530)	3800 (261)
3/4	-NU-N12-C	1.50 (38.1)	1.05 (26.7)	0.62 (15.7)	7300 (502)	3600 (248)
1	-NU-N16-C	1.88 (47.8)	1.31 (33.4)	0.88 (22.4)	5300 (365)	2600 (179)

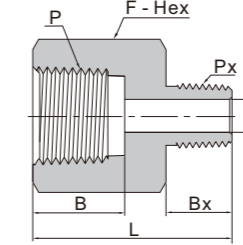
Male ISO Tapered Threads						
P-R Size	Basic Ordering Number	Dimensions, in. (mm)			Working Pressure psig (bar)	
		L	D	E	316 SS, Steel	Brass
1/16	-NU-R1-C	0.75 (19.1)	0.31 (7.9)	0.12 (3.0)	11000 (757)	5500 (378)
1/8	-NU-R2-C	0.75 (19.1)	0.41 (10.3)	0.19 (4.8)	10000 (690)	5000 (344)
1/4	-NU-R4-C	1.12 (28.4)	0.54 (13.7)	0.28 (7.1)	8000 (551)	4000 (275)
3/8	-NU-R6-C	1.12 (28.4)	0.67 (17.1)	0.38 (9.7)	7800 (537)	3900 (268)
1/2	-NU-R8-C	1.50 (38.1)	0.84 (21.3)	0.47 (11.9)	7700 (530)	3800 (261)
3/4	-NU-R12-C	1.50 (38.1)	1.05 (26.7)	0.62 (15.7)	7300 (502)	3600 (248)
1	-NU-R16-C	1.88 (47.8)	1.31 (33.4)	0.88 (22.4)	5300 (365)	2600 (179)

Special Pipe Nipples



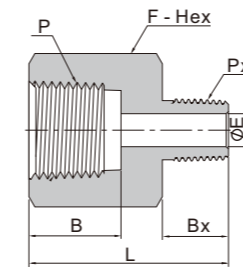
Male NPT Threads						
P-NPT Size	Basic Ordering Number	Dimensions, in. (mm)			Working Pressure psig (bar)	
		L	D	E	316 SS, Steel	Brass
1/8	-NU-N2-1.5-S	1.50 (38.1)	0.41 (10.3)	0.19 (4.8)	10000 (690)	5000 (344)
1/8	-NU-N2-2-S	2.00 (50.8)	0.41 (10.3)	0.19 (4.8)	10000 (690)	5000 (344)
1/8	-NU-N2-2.5-S	2.50 (63.5)	0.41 (10.3)	0.19 (4.8)	10000 (690)	5000 (344)
1/8	-NU-N2-3-S	3.00 (76.2)	0.41 (10.3)	0.19 (4.8)	10000 (690)	5000 (344)
1/4	-NU-N4-1.5-S	1.50 (38.1)	0.54 (13.7)	0.28 (7.1)	8000 (551)	4000 (275)
1/4	-NU-N4-2-S	2.00 (50.8)	0.54 (13.7)	0.28 (7.1)	8000 (551)	4000 (275)
1/4	-NU-N4-2.5-S	2.50 (63.5)	0.54 (13.7)	0.28 (7.1)	8000 (551)	4000 (275)
1/4	-NU-N4-3-S	3.00 (76.2)	0.54 (13.7)	0.28 (7.1)	8000 (551)	4000 (275)
1/4	-NU-N4-4-S	4.00 (101.6)	0.54 (13.7)	0.28 (7.1)	8000 (551)	4000 (275)
3/8	-NU-N6-1.5-S	1.50 (38.1)	0.67 (17.1)	0.38 (9.7)	7800 (537)	3900 (268)
3/8	-NU-N6-2-S	2.00 (50.8)	0.67 (17.1)	0.38 (9.7)	7800 (537)	3900 (268)
3/8	-NU-N6-2.5-S	2.50 (63.5)	0.67 (17.1)	0.38 (9.7)	7800 (537)	3900 (268)
3/8	-NU-N6-3-S	3.00 (76.2)	0.67 (17.1)	0.38 (9.7)	7800 (537)	3900 (268)
3/8	-NU-N6-4-S	4.00 (101.6)	0.67 (17.1)	0.38 (9.7)	7800 (537)	3900 (268)
1/2	-NU-N8-2-S	2.00 (50.8)	0.84 (21.3)	0.47 (11.9)	7700 (530)	3800 (261)
1/2	-NU-N8-3-S	3.00 (76.2)	0.84 (21.3)	0.47 (11.9)	7700 (530)	3800 (261)
1/2	-NU-N8-4-S	4.00 (101.6)	0.84 (21.3)	0.47 (11.9)	7700 (530)	3800 (261)
1/2	-NU-N8-6-S	6.00 (152.4)	0.84 (21.3)	0.47 (11.9)	7700 (530)	3800 (261)
3/4	-NU-N12-2-S	2.00 (50.8)	1.05 (26.7)	0.62 (15.7)	7300 (502)	3600 (248)
3/4	-NU-N12-3-S	3.00 (76.2)	1.05 (26.7)	0.62 (15.7)	7300 (502)	3600 (248)
3/4	-NU-N12-4-S	4.00 (101.6)	1.05 (26.7)	0.62 (15.7)	7300 (502)	3600 (248)
1	-NU-N16-3-S	3.00 (76.2)	1.31 (33.4)	0.88 (22.4)	5300 (365)	2600 (179)
1	-NU-N16-4-S	4.00 (101.6)	1.31 (33.4)	0.88 (22.4)	5300 (365)	2600 (179)

Adapters



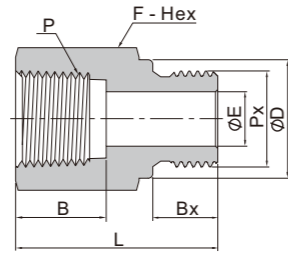
Female NPT Threads				Male NPT Threads					
P-NPT Size	Px-NPT Size	Basic Ordering Number	Dimensions, in. (mm)					Working Pressure psig (bar)	
			L	F	B	Bx	E	316 SS, Steel	Brass
1/8	1/16	-NU-FN-2-N1	1.09 (27.7)	0.56 (14.3)	0.41 (10.4)	0.38 (9.7)	0.12 (3.0)	6500 (447)	3200 (220)
1/8	1/8	-NU-FN2-N2	1.10 (27.9)	0.56 (14.3)	0.41 (10.4)	0.38 (9.7)	0.19 (4.8)	6500 (447)	3200 (220)
1/4	1/16	-NU-FN4-N1	1.20 (30.5)	0.75 (19.1)	0.59 (15.0)	0.38 (9.7)	0.12 (3.0)	6600 (454)	3300 (227)
1/4	1/8	-NU-FN4-N2	1.26 (32.0)	0.75 (19.1)	0.59 (15.0)	0.38 (9.7)	0.19 (4.8)	6600 (454)	3300 (227)
1/4	1/4	-NU-FN4-N4	1.40 (35.6)	0.75 (19.1)	0.59 (15.0)	0.56 (14.2)	0.28 (7.1)	6600 (454)	3300 (227)
3/8	1/16	-NU-FN6-N1	1.25 (31.8)	0.87 (22.2)	0.59 (15.0)	0.38 (9.7)	0.12 (3.0)	5300 (365)	2600 (179)
3/8	1/8	-NU-FN6-N2	1.33 (33.8)	0.87 (22.2)	0.59 (15.0)	0.38 (9.7)	0.19 (4.8)	5300 (365)	2600 (179)
3/8	1/4	-NU-FN6-N4	1.50 (38.1)	0.87 (22.2)	0.59 (15.0)	0.56 (14.2)	0.28 (7.1)	5300 (365)	2600 (179)
3/8	3/8	-NU-FN6-N6	1.51 (38.4)	0.87 (22.2)	0.59 (15.0)	0.56 (14.2)	0.38 (9.6)	5300 (365)	2600 (179)
1/2	1/8	-NU-FN8-N2	1.58 (40.1)	1.06 (27.0)	0.78 (19.8)	0.38 (9.7)	0.19 (4.8)	4900 (337)	2400 (165)
1/2	1/4	-NU-FN8-N4	1.76 (44.7)	1.06 (27.0)	0.78 (19.8)	0.56 (14.2)	0.28 (7.1)	4900 (337)	2400 (165)
1/2	3/8	-NU-FN8-N6	1.75 (44.4)	1.06 (27.0)	0.78 (19.8)	0.56 (14.2)	0.38 (9.6)	4900 (337)	2400 (165)
1/2	1/2	-NU-FN8-N8	1.94 (49.3)	1.06 (27.0)	0.78 (19.8)	0.75 (19.1)	0.47 (11.9)	4900 (337)	2400 (165)
3/4	1/8	-NU-FN12-N2	1.56 (39.6)	1.31 (33.3)	0.81 (20.6)	0.38 (9.7)	0.19 (4.8)	4600 (316)	2300 (158)
3/4	1/4	-NU-FN12-N4	1.85 (47.0)	1.31 (33.3)	0.81 (20.6)	0.56 (14.2)	0.28 (7.1)	4600 (316)	2300 (158)
3/4	3/8	-NU-FN12-N6	1.82 (46.2)	1.31 (33.3)	0.81 (20.6)	0.56 (14.2)	0.38 (9.6)	4600 (316)	2300 (158)
3/4	1/2	-NU-FN12-N8	2.02 (51.3)	1.31 (33.3)	0.81 (20.6)	0.75 (19.1)	0.47 (11.9)	4600 (316)	2300 (158)
3/4	3/4	-NU-FN12-N12	2.02 (51.3)	1.31 (33.3)	0.81 (20.6)	0.75 (19.1)	0.62 (15.7)	4600 (316)	2300 (158)
1	1/8	-NU-FN16-N2	1.81 (46.0)	1.63 (41.3)	1.00 (25.4)	0.38 (9.7)	0.19 (4.8)	4400 (303)	2200 (151)
1	1/4	-NU-FN16-N4	1.96 (49.8)	1.63 (41.3)	1.00 (25.4)	0.56 (14.2)	0.28 (7.1)	4400 (303)	2200 (151)
1	3/8	-NU-FN16-N6	2.00 (50.8)	1.63 (41.3)	1.00 (25.4)	0.56 (14.2)	0.38 (9.6)	4400 (303)	2200 (151)
1	1/2	-NU-FN16-N8	2.16 (54.9)	1.63 (41.3)	1.00 (25.4)	0.75 (19.1)	0.47 (11.9)	4400 (303)	2200 (151)
1	3/4	-NU-FN16-N12	2.17 (55.1)	1.63 (41.3)	1.00 (25.4)	0.75 (19.1)	0.62 (15.7)	4400 (303)	2200 (151)
1	1	-NU-FN16-N16	2.28 (57.9)	1.63 (41.3)	1.00 (25.4)	0.94 (23.9)	0.88 (22.4)	4400 (303)	2200 (151)
1 1/4	1	-NU-FN20-N16	2.47 (62.7)	2.13 (54.0)	1.00 (25.4)	0.94 (23.9)	0.88 (22.4)	5000 (344)	2500 (172)

Adapters

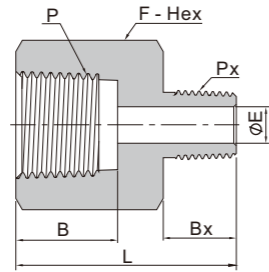


Female NPT Threads			Male ISO Tapered Threads						
P-NPT Size	Px-R Size	Basic Ordering Number	Dimensions, in. (mm)					Working Pressure psig (bar)	
			L	F	B	Bx	E	316 SS, Steel	Brass
1/8	1/8	-NU-FN2-R2	1.09 (27.7)	0.56 (14.3)	0.41 (10.4)	0.38 (9.7)	0.19 (4.8)	6500 (447)	3200 (220)
1/4	1/4	-NU-FN4-R4	1.42 (36.1)	0.75 (19.1)	0.59 (15.0)	0.56 (14.2)	0.28 (7.1)	6600 (454)	3300 (227)
3/8	3/8	-NU-FN6-R6	1.50 (38.1)	0.87 (22.2)	0.59 (15.0)	0.56 (14.2)	0.38 (9.6)	5300 (365)	2600 (179)
1/2	1/2	-NU-FN8-R8	1.94 (49.3)	1.06 (27.0)	0.78 (19.8)	0.75 (19.1)	0.47 (11.9)	4900 (337)	2400 (165)
3/4	3/4	-NU-FN12-R12	2.02 (51.3)	1.31 (33.3)	0.81 (20.6)	0.75 (19.1)	0.62 (15.7)	4600 (316)	2300 (158)
1	1	-NU-FN16-R16	2.30 (58.4)	1.63 (41.3)	1.00 (25.4)	0.94 (23.9)	0.88 (22.4)	4400 (303)	2200 (151)

Adapters

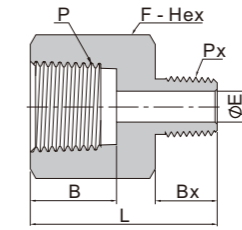


Female NPT Threads			Male ISO Parallel Threads							
P-NPT Size	Px-RS Size	Basic Ordering Number	Dimensions, in. (mm)					Working Pressure psig (bar)		
			L	F	B	Bx	D	E	316 SS, Steel	Brass
1/8	1/8	-NU-FN2-RS2	0.99 (25.1)	0.56 (14.3)	0.39 (9.9)	0.28 (7.1)	0.54 (13.7)	0.16 (4.1)	6500 (447)	3200 (220)
1/4	1/4	-NU-FN4-RS4	1.32 (33.5)	0.75 (19.1)	0.41 (10.4)	0.44 (11.2)	0.71 (18.0)	0.23 (5.8)	6600 (454)	3300 (227)
3/8	3/8	-NU-FN6-RS6	1.41 (35.8)	0.87 (22.2)	0.59 (15.0)	0.44 (11.2)	0.85 (21.6)	0.31 (7.9)	5300 (365)	2600 (179)
1/2	1/2	-NU-FN8-RS8	1.74 (44.2)	1.06 (27.0)	0.59 (15.0)	0.56 (14.2)	1.02 (25.9)	0.47 (11.9)	4900 (337)	2400 (165)
3/4	3/4	-NU-FN12-RS12	1.89 (48.0)	1.31 (33.3)	0.81 (20.6)	0.62 (15.7)	1.26 (32.0)	0.62 (15.7)	4600 (316)	2300 (158)
1	1	-NU-FN16-RS16	2.10 (53.3)	1.63 (41.3)	1.00 (25.4)	0.72 (18.3)	1.53 (38.9)	0.78 (19.8)	4400 (303)	2200 (151)

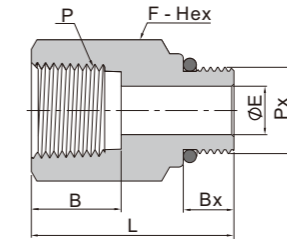


Female ISO Tapered Threads			Male ISO Tapered Threads						
P-R Size	Px-R Size	Basic Ordering Number	Dimensions, in. (mm)					Working Pressure psig (bar)	
			L	F	B	Bx	E	316 SS, Steel	Brass
1/8	1/8	-NU-FR2-R2	1.09 (27.7)	0.56 (14.3)	0.41 (10.4)	0.38 (9.7)	0.19 (4.8)	6500 (447)	3200 (220)
1/4	1/8	-NU-FR4-R2	1.26 (32.0)	0.75 (19.1)	0.59 (15.0)	0.38 (9.7)	0.19 (4.8)	6600 (454)	3300 (227)
1/4	1/4	-NU-FR4-R4	1.42 (36.1)	0.75 (19.1)	0.59 (15.0)	0.56 (14.2)	0.28 (7.1)	6600 (454)	3300 (227)
3/8	1/4	-NU-FR6-R4	1.50 (38.1)	0.87 (22.2)	0.59 (15.0)	0.56 (14.2)	0.28 (7.1)	5300 (365)	2600 (179)
3/8	3/8	-NU-FR6-R6	1.50 (38.1)	0.87 (22.2)	0.59 (15.0)	0.56 (14.2)	0.38 (9.7)	5300 (365)	2600 (179)
1/2	1/4	-NU-FR8-R4	1.76 (44.7)	1.06 (27.0)	0.78 (19.8)	0.56 (14.2)	0.28 (7.1)	4900 (337)	2400 (165)
1/2	3/8	-NU-FR8-R6	1.75 (44.4)	1.06 (27.0)	0.78 (19.8)	0.56 (14.2)	0.38 (9.7)	4900 (337)	2400 (165)
1/2	1/2	-NU-FR8-R8	1.95 (49.5)	1.06 (27.0)	0.78 (19.8)	0.75 (19.1)	0.47 (11.9)	4900 (337)	2400 (165)
3/4	3/4	-NU-FR12-R12	2.02 (51.3)	1.31 (33.3)	0.81 (20.6)	0.75 (19.1)	0.62 (15.7)	4600 (316)	2300 (158)
1	1	-NU-FR16-R16	2.30 (58.4)	1.63 (41.3)	1.00 (25.4)	0.94 (23.9)	0.88 (22.4)	4400 (303)	2200 (151)

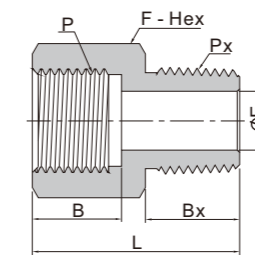
Adapters



Female ISO Tapered Threads			Male NPT Threads						
P-R Size	Px-NPT Size	Basic Ordering Number	Dimensions, in. (mm)					Working Pressure psig (bar)	
			L	F	B	Bx	E	316 SS, Steel	Brass
1/8	1/8	-NU-FR2-N2	1.09 (27.7)	0.56 (14.3)	0.41 (10.4)	0.38 (9.7)	0.19 (4.8)	6500 (447)	3200 (220)
1/4	1/4	-NU-FR4-N4	1.43 (36.3)	0.75 (19.1)	0.59 (15.0)	0.56 (14.2)	0.28 (7.1)	6600 (454)	3300 (227)
3/8	3/8	-NU-FR6-N6	1.51 (38.4)	0.87 (22.2)	0.59 (15.0)	0.56 (14.2)	0.38 (9.6)	5300 (365)	2600 (179)
1/2	1/2	-NU-FR8-N8	1.96 (49.8)	1.06 (27.0)	0.78 (19.8)	0.75 (19.1)	0.47 (11.9)	4900 (337)	2400 (165)
3/4	3/4	-NU-FR12-N12	2.02 (51.3)	1.31 (33.3)	0.81 (20.6)	0.75 (19.1)	0.62 (15.7)	4600 (316)	2300 (158)
1	1	-NU-FR16-N16	2.30 (58.4)	1.63 (41.3)	1.00 (25.4)	0.94 (23.9)	0.88 (22.4)	4400 (303)	2200 (151)

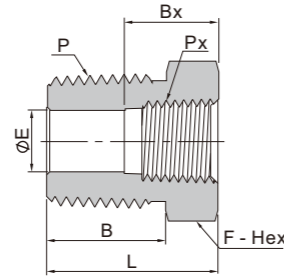


Female NPT Threads				Male SAE/MS Straight Threads (ST)					
P-NPT Size	Px-SAE Nominal Size	Px-SAE/MS Thread Specification	Basic Ordering Number	Dimensions, in. (mm)					Working Pressure psig (bar) 316 SS, Steel
				L	F	B	Bx	E	
1/4	4	7/16-20	-NU-FN4-ST7	1.32 (33.5)	0.75 (19.1)	0.59 (15.0)	0.36 (9.1)	0.20 (5.1)	4500 (310)
3/8	6	9/16-18	-NU-FN6-ST9	1.39 (35.3)	0.94 (23.8)	0.59 (15.0)	0.39 (9.9)	0.28 (7.1)	4500 (310)
1/2	8	3/4-16	-NU-FN8-ST12	1.76 (44.7)	1.06 (27.0)	0.78 (19.8)	0.44 (11.2)	0.42 (10.7)	4500 (310)
3/4	12	1 1/16-12	-NU-FN12-ST17	1.99 (50.5)	1.37 (34.9)	0.81 (20.6)	0.59 (15.0)	0.66 (16.8)	3600 (248)
1	16	1 5/16-12	-NU-FN16-ST21	2.12 (53.8)	1.63 (41.3)	1.00 (25.4)	0.59 (15.0)	0.85 (21.5)	2900 (199)



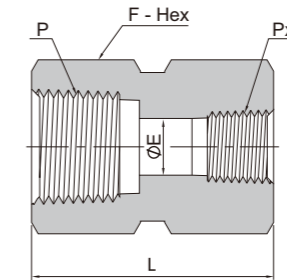
Female ISO Parallel Threads			Male NPT Threads					
P-RG Size	Px-NPT Size	Basic Ordering Number	Dimensions, in. (mm)					Working Pressure psig (bar) 316 SS, Steel
			L	F	B	Bx	E	
1/8	1/8	-NU-FRG2-N2	0.86 (21.8)	0.56 (14.3)	0.26 (6.5)	0.38 (9.7)	0.18 (4.5)	6100 (420)
1/4	1/4	-NU-FRG4-N4	1.19 (30.2)	0.75 (19.1)	0.51 (12.9)	0.56 (14.2)	0.22 (5.5)	5700 (392)
3/8	3/8	-NU-FRG6-N6	1.27 (32.2)	0.94 (23.8)	0.56 (14.2)	0.56 (14.2)	0.26 (6.5)	5700 (392)
1/2	1/2	-NU-FRG8-N8	1.68 (42.7)	1.06 (27.0)	0.74 (18.8)	0.75 (19.1)	0.28 (7.0)	3900 (268)

Reducing Bushings



Male NPT Threads			Female NPT Threads							
P-NPT Size	Px-NPT Size	Basic Ordering Number	Dimensions, in. (mm)					Working Pressure psig (bar)		
			L	F	B	Bx	E	316 SS, Steel	Brass	
1/8	1/16	-NU-N2-FN1	1.03 (26.2)	0.44 (11.1)	0.38 (9.7)	0.39 (9.9)	0.19 (4.8)	6500 (447)	3200 (220)	
1/4	1/16	-NU-N4-FN1	0.86 (21.8)	0.56 (14.3)	0.56 (14.2)	0.39 (9.9)	0.19 (4.8)	8000 (551)	4000 (275)	
1/4	1/8	-NU-N4-FN2	1.06 (26.9)	0.56 (14.3)	0.56 (14.2)	0.41 (10.4)	0.28 (7.1)	6500 (447)	3300 (227)	
3/8	1/16	-NU-N6-FN1	0.86 (21.8)	0.69 (17.5)	0.56 (14.2)	0.39 (9.9)	0.19 (4.8)	7800 (537)	3900 (268)	
3/8	1/8	-NU-N6-FN2	0.86 (21.8)	0.69 (17.5)	0.56 (14.2)	0.41 (10.4)	0.34 (8.6)	7800 (537)	3900 (268)	
3/8	1/4	-NU-N6-FN4	1.19 (30.2)	0.75 (19.1)	0.56 (14.2)	0.59 (15.0)	0.38 (9.6)	6600 (454)	3300 (227)	
1/2	1/8	-NU-N8-FN2	1.08 (27.4)	0.87 (22.2)	0.75 (19.1)	0.41 (10.4)	0.34 (8.6)	8300 (571)	4400 (303)	
1/2	1/4	-NU-N8-FN4	1.08 (27.4)	0.87 (22.2)	0.75 (19.1)	0.59 (15.0)	0.45 (11.4)	8300 (571)	4400 (303)	
1/2	3/8	-NU-N8-FN6	1.41 (35.8)	0.87 (22.2)	0.75 (19.1)	0.59 (15.0)	0.47 (11.9)	5300 (365)	2600 (179)	
3/4	1/4	-NU-N12-FN4	1.08 (27.4)	1.06 (27.0)	0.75 (19.1)	0.59 (15.0)	0.45 (11.4)	7300 (502)	3600 (248)	
3/4	3/8	-NU-N12-FN6	1.08 (27.4)	1.06 (27.0)	0.75 (19.1)	0.59 (15.0)	0.59 (15.0)	7300 (502)	3600 (248)	
3/4	1/2	-NU-N12-FN8	1.63 (41.4)	1.06 (27.0)	0.75 (19.1)	0.78 (19.8)	0.62 (15.7)	4900 (337)	2400 (165)	
1	1/4	-NU-N16-FN4	1.37 (34.8)	1.37 (34.9)	0.94 (23.9)	0.59 (15.0)	0.45 (11.4)	6500 (447)	3200 (220)	
1	3/8	-NU-N16-FN6	1.37 (34.8)	1.37 (34.9)	0.94 (23.9)	0.59 (15.0)	0.59 (15.0)	6500 (447)	3200 (220)	
1	1/2	-NU-N16-FN8	1.37 (34.8)	1.37 (34.9)	0.94 (23.9)	0.78 (19.8)	0.73 (18.5)	6500 (447)	3200 (220)	
1	3/4	-NU-N16-FN12	1.85 (47.0)	1.37 (34.9)	0.94 (23.9)	0.81 (20.6)	0.88 (22.4)	5300 (365)	2600 (179)	
1 1/4	3/4	-NU-N20-FN12	1.47 (37.3)	1.75 (44.5)	0.94 (23.9)	0.81 (20.6)	0.88 (22.4)	6000 (410)	3000 (205)	
1 1/4	1	-NU-N20-FN16	1.47 (37.3)	1.75 (44.5)	0.94 (23.9)	1.00 (25.4)	0.88 (22.4)	3500 (241)	1750 (120)	
1 1/2	1	-NU-N24-FN16	1.58 (40.1)	2.00 (50.8)	1.03 (26.2)	1.00 (25.4)	0.88 (22.4)	5000 (344)	2500 (172)	
1 1/2	1 1/4	-NU-N24-FN20	2.20 (56.0)	2.13 (54.0)	1.03 (26.2)	1.00 (25.4)	1.34 (34.0)	5000 (344)	2500 (172)	

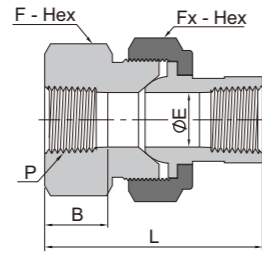
Hex Couplings



Female NPT Threads			Dimensions, in. (mm)					Working Pressure psig (bar)	
P-NPT Size	Px-NPT Size	Basic Ordering Number	L	F	E	Working Pressure psig (bar)			
						316 SS, Steel	Brass		
1/16	1/16	-NU-FN1	0.78 (19.8)	0.44 (11.1)	0.19 (4.8)	6700 (460)	3300 (227)		
1/8	1/8	-NU-FN2	0.81 (20.6)	0.56 (14.3)	0.34 (8.6)	6500 (447)	3200 (220)		
1/4	1/8	-NU-FN4-FN2	1.22 (31.0)	0.75 (19.1)	0.34 (8.6)	6600 (454)	3300 (227)		
1/4	1/4	-NU-FN4	1.19 (30.2)	0.75 (19.1)	0.45 (11.4)	6600 (454)	3300 (227)		
3/8	1/4	-NU-FN6-FN4	1.38 (35.1)	0.87 (22.2)	0.45 (11.4)	5300 (365)	2600 (179)		
3/8	3/8	-NU-FN6	1.31 (33.3)	0.87 (22.2)	0.59 (15.0)	5300 (365)	2600 (179)		
1/2	1/8	-NU-FN8-FN2	1.56 (39.6)	1.06 (27.0)	0.34 (8.6)	4900 (337)	2400 (165)		
1/2	1/4	-NU-FN8-FN4	1.75 (44.4)	1.06 (27.0)	0.45 (11.4)	4900 (337)	2400 (165)		
1/2	3/8	-NU-FN8-FN6	1.78 (45.2)	1.06 (27.0)	0.59 (15.0)	4900 (337)	2400 (165)		
1/2	1/2	-NU-FN8	1.56 (39.6)	1.06 (27.0)	0.73 (18.5)	4900 (337)	2400 (165)		
3/4	1/4	-NU-FN12-FN4	1.81 (46.0)	1.31 (33.3)	0.45 (11.4)	4600 (316)	2300 (158)		
3/4	1/2	-NU-FN12-FN8	2.06 (52.3)	1.31 (33.3)	0.73 (18.5)	4600 (316)	2300 (158)		
3/4	3/4	-NU-FN12	1.62 (41.1)	1.31 (33.3)	0.94 (23.9)	4600 (316)	2300 (158)		
1	1/2	-NU-FN16-FN8	2.19 (55.6)	1.63 (41.3)	0.73 (18.5)	4400 (303)	2200 (151)		
1	3/4	-NU-FN16-FN12	2.25 (57.2)	1.63 (41.3)	0.94 (23.9)	4400 (303)	2200 (151)		
1	1	-NU-FN16	2.00 (50.8)	1.63 (41.3)	1.17 (29.7)	4400 (303)	2200 (151)		

Female ISO Tapered Threads			Dimensions, in. (mm)			Working Pressure psig (bar)	
P-R Size	Px-R Size	Basic Ordering Number	L	F	E	Working Pressure psig (bar)	
						316 SS, Steel	Brass
1/8	1/8	-NU-R2	0.81 (20.6)	0.56 (14.3)	0.33 (8.4)	6500 (447)	3200 (220)
1/4	1/4	-NU-R4	1.19 (30.2)	0.75 (19.1)	0.44 (11.2)	6600 (454)	3300 (227)
3/8	1/4	-NU-R6-R4	1.38 (35.1)	0.87 (22.2)	0.44 (11.2)	5300 (365)	2600 (179)
3/8	3/8	-NU-R6	1.31 (33.3)	0.87 (22.2)	0.58 (14.7)	5300 (365)	2600 (179)
1/2	1/4	-NU-R8-R4	1.75 (44.4)	1.06 (27.0)	0.44 (11.2)	4900 (337)	2400 (165)
1/2	3/8	-NU-R8-R6	1.78 (45.2)	1.06 (27.0)	0.58 (14.7)	4900 (337)	2400 (165)
1/2	1/2	-NU-R8	1.56 (39.6)	1.06 (27.0)	0.72 (18.3)	4900 (337)	2400 (165)

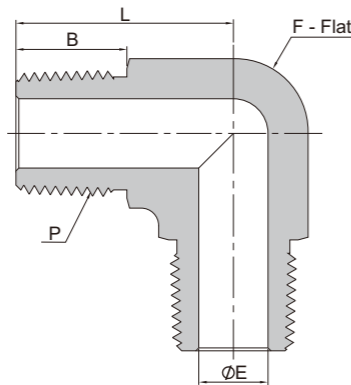
Union Ball Joints



Female NPT Threads								
P-NPT Size	Basic Ordering Number	Dimensions, in. (mm)					Working Pressure psig (bar)	
		L	F	Fx	B	E	316 SS, Steel	Brass
1/8	-UBJ-FN2	1.81 (46.0)	0.94 (23.8)	1.13 (28.6)	0.41 (10.4)	0.27 (6.8)	8400 (578)	
1/4	-UBJ-FN4	2.34 (59.4)	1.19 (30.2)	1.37 (34.9)	0.59 (15.0)	0.36 (9.1)	6600 (454)	
3/8	-UBJ-FN6	2.50 (63.5)	1.31 (33.3)	1.50 (38.1)	0.59 (15.0)	0.52 (13.2)	5300 (365)	
1/2	-UBJ-FN8	2.69 (68.3)	1.63 (41.3)	1.75 (44.5)	0.78 (19.8)	0.62 (15.7)	6000 (410)	
3/4	-UBJ-FN12	3.12 (79.2)	1.87 (47.6)	2.13 (54.0)	0.81 (20.6)	0.88 (22.4)	4600 (316)	
1	-UBJ-FN16	3.56 (90.4)	2.37 (60.3)	2.50 (63.5)	1.00 (25.4)	1.03 (26.2)	6800 (468)	

Female ISO Tapered Threads								
P-R Size	Basic Ordering Number	Dimensions, in. (mm)					Working Pressure psig (bar)	
		L	F	Fx	B	E	316 SS, Steel	Brass
1/8	-UBJ-FR2	1.81 (46.0)	0.94 (23.8)	1.13 (28.6)	0.41 (10.4)	0.27 (6.8)	8400 (578)	
1/4	-UBJ-FR4	2.34 (59.4)	1.19 (30.2)	1.37 (34.9)	0.59 (15.0)	0.36 (9.1)	6600 (454)	
3/8	-UBJ-FR6	2.50 (63.5)	1.31 (33.3)	1.50 (38.1)	0.59 (15.0)	0.52 (13.2)	5300 (365)	
1/2	-UBJ-FR8	2.69 (68.3)	1.63 (41.3)	1.75 (44.5)	0.78 (19.8)	0.62 (15.7)	6000 (410)	
3/4	-UBJ-FR12	3.12 (79.2)	1.87 (47.6)	2.13 (54.0)	0.81 (20.6)	0.88 (22.4)	4600 (316)	
1	-UBJ-FR16	3.56 (90.4)	2.37 (60.3)	2.50 (63.5)	1.00 (25.4)	1.03 (26.2)	6800 (468)	

Male Elbows

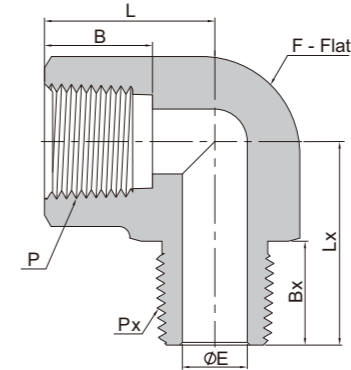


Male NPT Threads								
P-NPT Size	Basic Ordering Number	Dimensions, in. (mm)					Working Pressure psig (bar)	
		L	F	B	E	316 SS, Steel	Brass	
1/16	-NE-N1	0.67 (17.0)	0.37 (9.5)	0.38 (9.7)	0.12 (3.0)	11000 (757)	5500 (378)	
1/8	-NE-N2	0.88 (22.4)	0.44 (11.1)	0.38 (9.7)	0.19 (4.8)	10000 (690)	5000 (344)	
1/4	-NE-N4	1.05 (26.7)	0.50 (12.7)	0.56 (14.2)	0.28 (7.1)	8000 (551)	4000 (275)	
3/8	-NE-N6	1.17 (29.7)	0.69 (17.5)	0.56 (14.2)	0.38 (9.6)	7800 (537)	3900 (268)	
1/2	-NE-N8	1.45 (36.8)	0.81 (20.6)	0.75 (19.1)	0.47 (11.9)	7700 (530)	3800 (261)	
3/4	-NE-N12	1.59 (40.4)	1.06 (27.0)	0.75 (19.1)	0.62 (15.7)	7300 (502)	3600 (248)	
1	-NE-N16	1.97 (50.0)	1.37 (34.9)	0.94 (23.9)	0.88 (22.4)	5300 (365)	2600 (179)	

Male ISO Tapered Threads

P-R Size	Basic Ordering Number	Dimensions, in. (mm)				Working Pressure psig (bar)	
		L	F	B	E	316 SS, Steel	Brass
1/16	-NE-R1	0.67 (17.0)	0.37 (9.5)	0.38 (9.7)	0.12 (3.0)	11000 (757)	5500 (378)
1/8	-NE-R2	0.88 (22.4)	0.44 (11.1)	0.38 (9.7)	0.19 (4.8)	10000 (690)	5000 (344)
1/4	-NE-R4	1.05 (26.7)	0.50 (12.7)	0.56 (14.2)	0.28 (7.1)	8000 (551)	4000 (275)
3/8	-NE-R6	1.17 (29.7)	0.69 (17.5)	0.56 (14.2)	0.38 (9.6)	7800 (537)	3900 (268)
1/2	-NE-R8	1.45 (36.8)	0.81 (20.6)	0.75 (19.1)	0.47 (11.9)	7700 (530)	3800 (261)
3/4	-NE-R12	1.59 (40.4)	1.06 (27.0)	0.75 (19.1)	0.62 (15.7)	7300 (502)	3600 (248)
1	-NE-R16	1.97 (50.0)	1.37 (34.9)	0.94 (23.9)	0.88 (22.4)	5300 (365)	2600 (179)

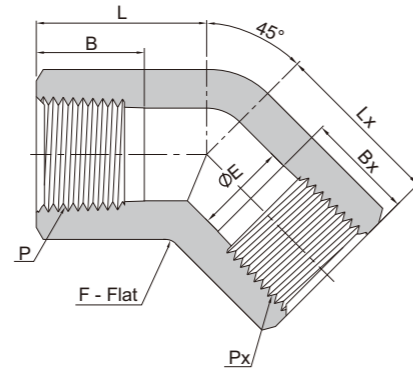
Street Elbows



Female NPT Threads				Male NPT Threads						
P-NPT Size	Px-NPT Size	Basic Ordering Number	Dimensions, in. (mm)					Working Pressure psig (bar)		
			L	F	B	E	Lx	Bx	316 SS, Steel	Brass
1/16	1/16	-NE-FN1-N1	0.86 (21.8)	0.44 (11.1)	0.39 (9.9)	0.12 (3.0)	0.88 (22.4)	0.38 (9.7)	9200 (633)	4600 (316)
1/16	1/8	-NE-FN1-N2	0.86 (21.8)	0.44 (11.1)	0.39 (9.9)	0.19 (4.8)	0.88 (22.4)	0.38 (9.7)	9200 (633)	4600 (316)
1/16	1/4	-NE-FN1-N4	0.88 (22.4)	0.56 (14.3)	0.39 (9.9)	0.19 (4.8)	1.09 (27.7)	0.56 (14.2)	8000 (551)	4000 (275)
1/16	3/8	-NE-FN1-N6	0.88 (22.4)	0.69 (17.5)	0.39 (9.9)	0.19 (4.8)	1.17 (29.7)	0.56 (14.2)	7800 (537)	3900 (268)
1/8	1/16	-NE-FN2-N1	1.04 (26.4)	0.50 (12.7)	0.41 (10.4)	0.12 (3.0)	0.87 (22.1)	0.38 (9.7)	6200 (426)	3100 (213)
1/8	1/8	-NE-FN2-N2	1.04 (26.4)	0.50 (12.7)	0.41 (10.4)	0.19 (4.8)	0.87 (22.1)	0.38 (9.7)	6200 (426)	3100 (213)
1/8	1/4	-NE-FN2-N4	0.88 (22.4)	0.56 (14.3)	0.41 (10.4)	0.28 (7.1)	1.09 (27.7)	0.56 (14.2)	6500 (447)	3200 (220)
1/8	3/8	-NE-FN2-N6	0.88 (22.4)	0.69 (17.5)	0.41 (10.4)	0.28 (7.1)	1.17 (29.7)	0.56 (14.2)	7800 (537)	3900 (268)
1/8	1/2	-NE-FN2-N8	0.95 (24.1)	0.81 (20.6)	0.41 (10.4)	0.28 (7.1)	1.45 (36.8)	0.75 (19.1)	7700 (530)	3800 (261)
1/8	3/4	-NE-FN2-N12	1.00 (25.4)	1.06 (27.0)	0.41 (10.4)	0.28 (7.1)	1.59 (40.4)	0.75 (19.1)	7300 (502)	3600 (248)
1/8	1	-NE-FN2-N16	1.04 (26.4)	1.37 (34.9)	0.41 (10.4)	0.28 (7.1)	1.97 (50.0)	0.94 (23.9)	5300 (365)	2600 (179)
1/4	1/8	-NE-FN4-N2	1.17 (29.7)	0.69 (17.5)	0.59 (15.0)	0.19 (4.8)	1.00 (25.4)	0.38 (9.7)	7200 (496)	3600 (248)
1/4	1/4	-NE-FN4-N4	1.17 (29.7)	0.69 (17.5)	0.59 (15.0)	0.28 (7.1)	1.17 (29.7)	0.56 (14.2)	7200 (496)	3600 (248)
1/4	3/8	-NE-FN4-N6	1.17 (29.7)	0.69 (17.5)	0.59 (15.0)	0.34 (8.6)	1.17 (29.7)	0.56 (14.2)	7200 (496)	3600 (248)
1/4	1/2	-NE-FN4-N8	1.00 (25.4)	0.81 (20.6)	0.59 (15.0)	0.34 (8.6)	1.45 (36.8)	0.75 (19.1)	7200 (496)	3600 (248)
1/4	3/4	-NE-FN4-N12	1.00 (25.4)	1.06 (27.0)	0.59 (15.0)	0.34 (8.6)	1.59 (40.4)	0.75 (19.1)	7300 (502)	3600 (248)
1/4	1	-NE-FN4-N16	1.63 (41.4)	1.37 (34.9)	0.59 (15.0)	0.34 (8.6)	1.97 (50.0)	0.94 (23.9)	5300 (365)	2600 (179)
3/8	1/4	-NE-FN6-N4	1.42 (36.1)	0.81 (20.6)	0.59 (15.0)	0.28 (7.1)	1.26 (32.0)	0.56 (14.2)	5600 (385)	2800 (192)
3/8	3/8	-NE-FN6-N6	1.42 (36.1)	0.81 (20.6)	0.59 (15.0)	0.38 (9.6)	1.26 (32.0)	0.56 (14.2)	5600 (385)	2800 (192)
3/8	1/2	-NE-FN6-N8	1.42 (36.1)	0.81 (20.6)	0.59 (15.0)	0.47 (11.9)	1.45 (36.8)	0.75 (19.1)	5600 (385)	2800 (192)
3/8	3/4	-NE-FN6-N12	1.23 (31.2)	1.06 (27.0)	0.59 (15.0)	0.47 (11.9)	1.59 (40.4)	0.75 (19.1)	7300 (502)	3600 (248)
3/8	1	-NE-FN6-N16	1.63 (41.4)	1.37 (34.9)	0.59 (15.0)	0.47 (11.9)	1.97 (50.0)	0.94 (23.9)	5300 (365)	2600 (179)
1/2	1/4	-NE-FN8-N4	1.56 (39.6)	1.00 (25.4)	0.78 (19.8)	0.28 (7.1)	1.38 (35.1)	0.56 (14.2)	5600 (385)	2800 (192)
1/2	3/8	-NE-FN8-N6	1.56 (39.6)	1.00 (25.4)	0.78 (19.8)	0.38 (9.6)	1.38 (35.1)	0.56 (14.2)	5600 (385)	2800 (192)
1/2	1/2	-NE-FN8-N8	1.56 (39.6)	1.00 (25.4)	0.78 (19.8)	0.47 (11.9)	1.56 (39.6)	0.75 (19.1)	5600 (385)	2800 (192)
1/2	3/4	-NE-FN8-N12	1.23 (31.2)	1.06 (27.0)	0.78 (19.8)	0.62 (15.7)	1.59 (40.4)	0.75 (19.1)	5600 (385)	2800 (192)
1/2	1	-NE-FN8-N16	1.63 (41.4)	1.37 (34.9)	0.78 (19.8)	0.62 (15.7)	1.97 (50.0)	0.94 (23.9)	5300 (365)	2600 (179)
3/4	3/4	-NE-FN12-N12	1.92 (48.8)	1.25 (31.8)	0.81 (20.6)	0.62 (15.7)	1.67 (42.4)	0.75 (19.1)	5100 (351)	2500 (172)
3/4	1	-NE-FN12-N16	1.63 (41.4)	1.37 (34.9)	0.81 (20.6)	0.88 (22.4)	1.97 (50.0)	0.94 (23.9)	5100 (351)	2500 (172)
1	1	-NE-FN16-N16	1.91 (48.5)	1.69 (42.9)	1.00 (25.4)	0.88 (22.4)	1.94 (49.3)	0.94 (23.9)	5300 (365)	2600 (179)
1 1/4	1 1/4	-NE-FN20-N20	2.38 (60.5)	2.00 (50.8)	1.00 (25.4)	1.25 (31.8)	2.38 (60.5)	0.94 (23.9)	3100 (213)	1600 (110)



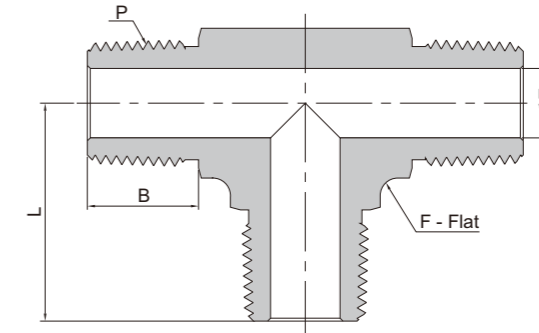
45° Female Elbows



Female NPT Threads			Dimensions, in. (mm)						Working Pressure psig (bar)	
P-NPT Size	Px-NPT Size	Basic Ordering Number	L	F	B	E	Lx	Bx	316 SS, Steel	Brass
1/16	1/16	-NV-FN1	0.66 (16.8)	0.44 (11.1)	0.39 (9.9)	0.19 (4.8)	0.66 (16.8)	0.39 (9.9)	6700 (460)	3300 (227)
1/8	1/16	-NV-FN2-FN1	0.80 (20.2)	0.50 (12.7)	0.41 (10.4)	0.19 (4.8)	0.80 (20.2)	0.39 (9.9)	6200 (427)	3100 (213)
1/8	1/8	-NV-FN2	0.80 (20.2)	0.50 (12.7)	0.41 (10.4)	0.28 (7.1)	0.80 (20.2)	0.41 (10.4)	6200 (427)	3100 (213)
1/4	1/8	-NV-FN4-FN2	1.00 (25.4)	0.69 (17.5)	0.59 (15.0)	0.28 (7.1)	1.00 (25.4)	0.41 (10.4)	7200 (496)	3600 (248)
1/4	1/4	-NV-FN4	1.00 (25.4)	0.69 (17.5)	0.59 (15.0)	0.41 (10.4)	1.00 (25.4)	0.59 (15.0)	7200 (496)	3600 (248)
3/8	3/8	-NV-FN6	1.06 (27.0)	0.81 (20.6)	0.59 (15.0)	0.50 (12.7)	1.06 (27.0)	0.59 (15.0)	5600 (385)	2800 (192)
1/2	1/2	-NV-FN8	1.26 (32.0)	1.00 (25.4)	0.78 (19.8)	0.67 (17.1)	1.26 (32.0)	0.78 (19.8)	5600 (385)	2800 (192)
3/4	3/4	-NV-FN12	1.36 (34.5)	1.25 (31.8)	0.81 (20.6)	0.88 (22.4)	1.36 (34.5)	0.81 (20.6)	5100 (351)	2500 (172)
1	1	-NV-FN16	2.46 (62.6)	2.00 (50.8)	1.00 (25.4)	1.11 (28.1)	1.81 (46.0)	1.00 (25.4)	6400 (440)	3200 (220)
1 1/4	1 1/4	-NV-FN20	1.70 (43.2)	2.00 (50.8)	1.00 (25.4)	1.09 (27.7)	1.70 (43.2)	1.00 (25.4)	3100 (213)	1600 (110)

Female ISO Tapered Threads			Dimensions, in. (mm)						Working Pressure psig (bar)	
P-R Size	Px-R Size	Basic Ordering Number	L	F	B	E	Lx	Bx	316 SS, Steel	Brass
1/16	1/16	-NV-FR1	0.66 (16.8)	0.44 (11.1)	0.39 (9.9)	0.19 (4.8)	0.66 (16.8)	0.39 (9.9)	6700 (460)	3300 (227)
1/8	1/16	-NV-FR2-FR1	0.80 (20.2)	0.50 (12.7)	0.41 (10.4)	0.19 (4.8)	0.80 (20.2)	0.39 (9.9)	6200 (427)	3100 (213)
1/8	1/8	-NV-FR2	0.80 (20.2)	0.50 (12.7)	0.41 (10.4)	0.28 (7.1)	0.80 (20.2)	0.41 (10.4)	6200 (427)	3100 (213)
1/4	1/8	-NV-FR4-FR2	1.00 (25.4)	0.69 (17.5)	0.59 (15.0)	0.28 (7.1)	1.00 (25.4)	0.41 (10.4)	7200 (496)	3600 (248)
1/4	1/4	-NV-FR4	1.00 (25.4)	0.69 (17.5)	0.59 (15.0)	0.41 (10.4)	1.00 (25.4)	0.59 (15.0)	7200 (496)	3600 (248)
3/8	3/8	-NV-FR6	1.06 (27.0)	0.81 (20.6)	0.59 (15.0)	0.50 (12.7)	1.06 (27.0)	0.59 (15.0)	5600 (385)	2800 (192)
1/2	1/2	-NV-FR8	1.26 (32.0)	1.00 (25.4)	0.78 (19.8)	0.67 (17.1)	1.26 (32.0)	0.78 (19.8)	5600 (385)	2800 (192)
3/4	3/4	-NV-FR12	1.36 (34.5)	1.25 (31.8)	0.81 (20.6)	0.88 (22.4)	1.36 (34.5)	0.81 (20.6)	5100 (351)	2500 (172)
1	1	-NV-FR16	2.46 (62.6)	2.00 (50.8)	1.00 (25.4)	1.11 (28.1)	1.81 (46.0)	1.00 (25.4)	6400 (440)	3200 (220)
1 1/4	1 1/4	-NV-FR20	1.70 (43.2)	2.00 (50.8)	1.00 (25.4)	1.09 (27.7)	1.70 (43.2)	1.00 (25.4)	3100 (213)	1600 (110)

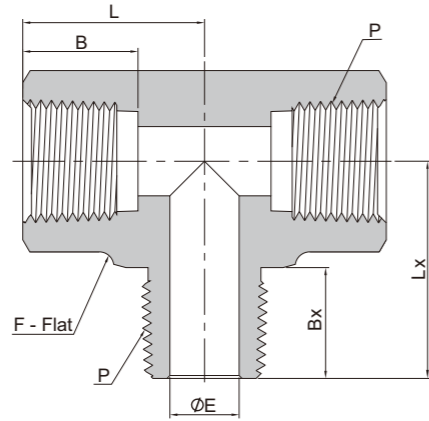
Male Tees



Male NPT Threads			Dimensions, in. (mm)				Working Pressure psig (bar)	
P-NPT Size	Basic Ordering Number		L	F	B	E	316 SS, Steel	Brass
1/16	-NT-N1		0.67 (17.0)	0.37 (9.5)	0.38 (9.7)	0.12 (3.0)	11000 (757)	5500 (378)
1/8	-NT-N2		0.88 (22.4)	0.44 (11.1)	0.38 (9.7)	0.19 (4.8)	10000 (690)	5000 (344)
1/4	-NT-N4		1.05 (26.7)	0.50 (12.7)	0.56 (14.2)	0.28 (7.1)	8000 (551)	4000 (275)
3/8	-NT-N6		1.17 (29.7)	0.69 (17.5)	0.56 (14.2)	0.38 (9.6)	7800 (537)	3900 (268)
1/2	-NT-N8		1.45 (36.8)	0.81 (20.6)	0.75 (19.1)	0.47 (11.9)	7700 (530)	3800 (261)
3/4	-NT-N12		1.67 (42.4)	1.06 (27.0)	0.75 (19.1)	0.62 (15.7)	7300 (502)	3600 (248)
1	-NT-N16		1.94 (49.3)	1.37 (34.9)	0.94 (23.9)	0.88 (22.4)	5300 (365)	2600 (179)

Male ISO Tapered Threads			Dimensions, in. (mm)				Working Pressure psig (bar)	
P-R Size	Basic Ordering Number		L	F	B	E	316 SS, Steel	Brass
1/16	-NT-R1		0.67 (17.0)	0.37 (9.5)	0.38 (9.7)	0.12 (3.0)	11000 (757)	5500 (378)
1/8	-NT-R2		0.88 (22.4)	0.44 (11.1)	0.38 (9.7)	0.19 (4.8)	10000 (690)	5000 (344)
1/4	-NT-R4		1.05 (26.7)	0.50 (12.7)	0.56 (14.2)	0.28 (7.1)	8000 (551)	4000 (275)
3/8	-NT-R6		1.17 (29.7)	0.69 (17.5)	0.56 (14.2)	0.38 (9.6)	7800 (537)	3900 (268)
1/2	-NT-R8		1.45 (36.8)	0.81 (20.6)	0.75 (19.1)	0.47 (11.9)	7700 (530)	3800 (261)
3/4	-NT-R12		1.67 (42.4)	1.06 (27.0)	0.75 (19.1)	0.62 (15.7)	7300 (502)	3600 (248)
1	-NT-R16		1.94 (49.3)	1.37 (34.9)	0.94 (23.9)	0.88 (22.4)	5300 (365)	2600 (179)

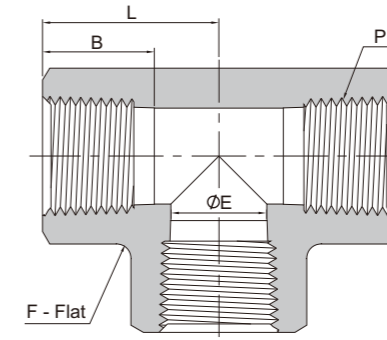
Male Branch Tees



NPT Threads		Dimensions, in. (mm)						Working Pressure psig (bar)	
P-NPT Size	Basic Ordering Number	L	F	E	B	Lx	Bx	316 SS, Steel	Brass
		1/16	-NT-FN1-FN1-N1	0.86 (21.8)	0.44 (11.1)	0.12 (3.0)	0.39 (9.9)	0.72 (18.3)	0.38 (9.7)
1/8	-NT-FN2-FN2-N2	1.04 (26.4)	0.50 (12.7)	0.19 (4.8)	0.41 (10.4)	0.87 (22.1)	0.38 (9.7)	6200 (427)	3100 (213)
1/4	-NT-FN4-FN4-N4	1.17 (29.7)	0.69 (17.5)	0.28 (7.1)	0.59 (15.0)	1.17 (29.7)	0.56 (14.2)	7200 (496)	3600 (248)
3/8	-NT-FN6-FN6-N6	1.42 (36.1)	0.81 (20.6)	0.38 (9.6)	0.59 (15.0)	1.26 (32.0)	0.56 (14.2)	5600 (385)	2800 (192)
1/2	-NT-FN8-FN8-N8	1.56 (39.6)	1.00 (25.4)	0.47 (11.9)	0.78 (19.8)	1.56 (39.6)	0.75 (19.1)	5600 (385)	2800 (192)
3/4	-NT-FN12-FN12-N12	1.92 (48.8)	1.25 (31.8)	0.62 (15.7)	0.81 (20.6)	1.67 (42.4)	0.75 (19.1)	5100 (351)	2500 (172)
1	-NT-FN16-FN16-N16	1.91 (48.5)	1.69 (42.9)	0.88 (22.4)	1.00 (25.4)	1.94 (49.3)	0.94 (23.9)	5300 (365)	2600 (179)

ISO Tapered Threads		Dimensions, in. (mm)						Working Pressure psig (bar)	
P-R Size	Basic Ordering Number	L	F	E	B	Lx	Bx	316 SS, Steel	Brass
		1/16	-NT-FR1-R1-R1	0.86 (21.8)	0.44 (11.1)	0.12 (3.0)	0.39 (9.9)	0.72 (18.3)	0.38 (9.7)
1/8	-NT-FR2-FR2-R2	1.04 (26.4)	0.50 (12.7)	0.19 (4.8)	0.41 (10.4)	0.87 (22.1)	0.38 (9.7)	6200 (427)	3100 (213)
1/4	-NT-FR4-FR4-R4	1.17 (29.7)	0.69 (17.5)	0.28 (7.1)	0.59 (15.0)	1.17 (29.7)	0.56 (14.2)	7200 (496)	3600 (248)
3/8	-NT-FR6-FR6-R6	1.42 (36.1)	0.81 (20.6)	0.38 (9.6)	0.59 (15.0)	1.26 (32.0)	0.56 (14.2)	5600 (385)	2800 (192)
1/2	-NT-FR8-FR8-R8	1.56 (39.6)	1.00 (25.4)	0.47 (11.9)	0.78 (19.8)	1.56 (39.6)	0.75 (19.1)	5600 (385)	2800 (192)
3/4	-NT-FR12-FR12-R12	1.92 (48.8)	1.25 (31.8)	0.62 (15.7)	0.81 (20.6)	1.67 (42.4)	0.75 (19.1)	5100 (351)	2500 (172)
1	-NT-FR16-FR16-R16	1.91 (48.5)	1.69 (42.9)	0.88 (22.4)	1.00 (25.4)	1.94 (49.3)	0.94 (23.9)	5300 (365)	2600 (179)

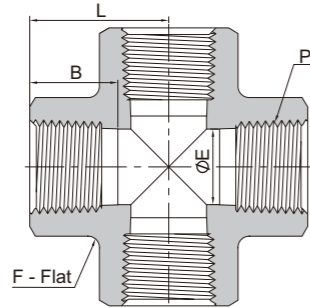
Female Tees



Female NPT Threads		Dimensions, in. (mm)				Working Pressure psig (bar)	
P-NPT Size	Basic Ordering Number	L	F	E	B	316 SS, Steel	Brass
		1/16	-NT-FN1	0.86 (21.8)	0.44 (11.1)	0.19 (4.8)	0.39 (9.9)
1/8	-NT-FN2	1.04 (26.4)	0.50 (12.7)	0.34 (8.6)	0.41 (10.4)	6200 (427)	3100 (213)
1/4	-NT-FN4	1.17 (29.7)	0.69 (17.5)	0.45 (11.4)	0.59 (15.0)	7200 (496)	3600 (248)
3/8	-NT-FN6	1.42 (36.1)	0.81 (20.6)	0.59 (15.0)	0.59 (15.0)	5600 (385)	2800 (192)
1/2	-NT-FN8	1.56 (39.6)	1.00 (25.4)	0.73 (18.5)	0.78 (19.8)	5600 (385)	2800 (192)
3/4	-NT-FN12	1.92 (48.8)	1.25 (31.8)	0.94 (23.9)	0.81 (20.6)	5100 (351)	2500 (172)
1	-NT-FN16	1.91 (48.5)	1.69 (42.9)	1.17 (29.7)	1.00 (25.4)	6400 (440)	3200 (220)
1 1/4	-NT-FN20	2.35 (59.8)	2.00 (50.8)	1.46 (37.2)	1.00 (25.4)	3100 (213)	1600 (110)
1 1/2	-NT-FN24	2.56 (65.0)	2.50 (63.5)	1.70 (43.3)	1.09 (27.7)	5100 (351)	2500 (172)

Female ISO Tapered Threads		Dimensions, in. (mm)				Working Pressure psig (bar)	
P-R Size	Basic Ordering Number	L	F	E	B	316 SS, Steel	Brass
		1/16	-NT-FR1	0.86 (21.8)	0.44 (11.1)	0.19 (4.8)	0.39 (9.9)
1/8	-NT-FR2	1.04 (26.4)	0.50 (12.7)	0.34 (8.6)	0.41 (10.4)	6200 (427)	3100 (213)
1/4	-NT-FR4	1.17 (29.7)	0.69 (17.5)	0.44 (11.2)	0.59 (15.0)	7200 (496)	3600 (248)
3/8	-NT-FR6	1.42 (36.1)	0.81 (20.6)	0.58 (14.7)	0.59 (15.0)	5600 (385)	2800 (192)
1/2	-NT-FR8	1.56 (39.6)	1.00 (25.4)	0.72 (18.3)	0.78 (19.8)	5600 (385)	2800 (192)
3/4	-NT-FR12	1.92 (48.8)	1.25 (31.8)	0.94 (23.9)	0.81 (20.6)	5100 (351)	2500 (172)
1	-NT-FR16	1.91 (48.5)	1.69 (42.9)	1.17 (29.7)	1.00 (25.4)	6400 (440)	3200 (220)
1 1/4	-NT-FR20	2.35 (59.8)	2.00 (50.8)	1.46 (37.2)	1.00 (25.4)	3100 (213)	1600 (110)
1 1/2	-NT-FR24	2.56 (65.0)	2.50 (63.5)	1.70 (43.3)	1.09 (27.7)	5100 (351)	2500 (172)

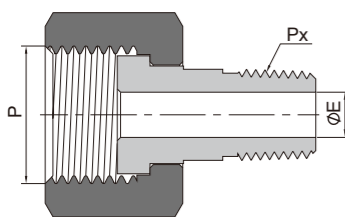
Female Crosses



Female NPT Threads							
P-NPT Size	Basic Ordering Number	Dimensions, in. (mm)				Working Pressure psig (bar)	
		L	F	E	B	316 SS, Steel	Brass
1/16	-NC-FN1	0.86 (21.8)	0.44 (11.1)	0.19 (4.8)	0.39 (9.9)	6700 (460)	3300 (227)
1/8	-NC-FN2	1.04 (26.4)	0.50 (12.7)	0.34 (8.6)	0.41 (10.4)	6200 (427)	3100 (213)
1/4	-NC-FN4	1.17 (29.7)	0.69 (17.5)	0.45 (11.4)	0.59 (15.0)	7200 (496)	3600 (248)
3/8	-NC-FN6	1.42 (36.1)	0.81 (20.6)	0.59 (15.0)	0.59 (15.0)	5600 (385)	2800 (192)
1/2	-NC-FN8	1.56 (39.6)	1.00 (25.4)	0.73 (18.5)	0.78 (19.8)	5600 (385)	2800 (192)
3/4	-NC-FN12	1.92 (48.8)	1.25 (31.8)	0.94 (23.9)	0.81 (20.6)	5100 (351)	2500 (172)
1	-NC-FN16	1.91 (48.5)	1.69 (42.9)	1.17 (29.7)	1.00 (25.4)	6400 (440)	3200 (220)

Female ISO Tapered Threads							
P-R Size	Basic Ordering Number	Dimensions, in. (mm)				Working Pressure psig (bar)	
		L	F	E	B	316 SS, Steel	Brass
1/16	-NC-FR1	0.86 (21.8)	0.44 (11.1)	0.19 (4.8)	0.39 (9.9)	6700 (460)	3300 (227)
1/8	-NC-FR2	1.04 (26.4)	0.50 (12.7)	0.34 (8.6)	0.41 (10.4)	6200 (427)	3100 (213)
1/4	-NC-FR4	1.17 (29.7)	0.69 (17.5)	0.45 (11.4)	0.59 (15.0)	7200 (496)	3600 (248)
3/8	-NC-FR6	1.42 (36.1)	0.81 (20.6)	0.59 (15.0)	0.59 (15.0)	5600 (385)	2800 (192)
1/2	-NC-FR8	1.56 (39.6)	1.00 (25.4)	0.73 (18.5)	0.78 (19.8)	5600 (385)	2800 (192)
3/4	-NC-FR12	1.92 (48.8)	1.25 (31.8)	0.94 (23.9)	0.81 (20.6)	5100 (351)	2500 (172)
1	-NC-FR16	1.91 (48.5)	1.69 (42.9)	1.17 (29.7)	1.00 (25.4)	6400 (440)	3200 (220)

Pipe to Pipe Unions

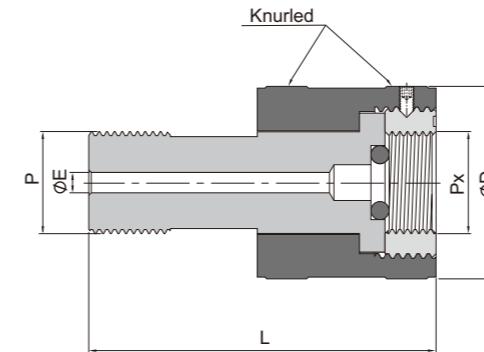


Metric Threads				NPT Threads	
P-Metric Thread Size	Px-NPT Size	Basic Ordering Number	Dimensions, in. (mm)	Working Pressure psig (bar)	
			E	316 SS, Steel	
M20 x 1.5	1/8	-NPU-FMS20-N2	0.19 (4.8)	4500 (310)	
M20 x 1.5	1/4	-NPU-FMS20-N4	0.28 (7.1)	4500 (310)	

Metric Threads			ISO Tapered Threads		
P-Metric Thread Size	Px-RT Size	Basic Ordering Number	Dimensions, in. (mm)	Working Pressure psig (bar)	
			E	316 SS, Steel	
M20 x 1.5	1/8	-NPU-FMS20-R2	0.19 (4.8)	4500 (310)	
M20 x 1.5	1/4	-NPU-FMS20-R4	0.28 (7.1)	4500 (310)	

ISO Parallel Threads			NPT Threads	
P-ISO Pipe Size	Px-NPT Size	Basic Ordering Number	Dimensions, in. (mm)	Working Pressure psig (bar) 316 SS, Steel
			E	
1/2	1/8	-NPU-FRG8-N2	0.19 (4.8)	4900 (337)
1/2	1/4	-NPU-FRG8-N4	0.28 (7.1)	4900 (337)

Hand Tight Adapter Fittings

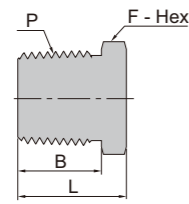


Metric Threads						
P-Metric Thread Size	Px-Metric Thread Size	Basic Ordering Number	Dimensions, mm (in.)			Working Pressure psig (bar) 316 SS, Steel
			L	D	E	
M14 x 1.5	M14 x 1.5	-NHF-MS14	58.0 (2.28)	27.0 (1.06)	3.2 (0.13)	6100 (425)
M14 x 1.5	M20 x 1.5	-NHF-MS14-MS20	58.0 (2.28)	37.5 (1.48)	3.2 (0.13)	5700 (393)
M20 x 1.5	M14 x 1.5	-NHF-MS20-MS14	68.0 (2.68)	32.0 (1.26)	4.0 (0.16)	6100 (425)
M20 x 1.5	M20 x 1.5	-NHF-MS20	68.0 (2.68)	37.5 (1.48)	4.0 (0.16)	5700 (393)
M20 x 1.5	M22 x 1.5	-NHF-MS20-MS22	68.0 (2.68)	37.5 (1.48)	4.0 (0.16)	4000 (275)

Metric Threads			ISO Parallel Threads			
P-Metric Thread Size	Px-ISO Thread Size	Basic Ordering Number	Dimensions, mm (in.)			Working Pressure psig (bar) 316 SS, Steel
			L	D	E	
M20 x 1.5	1/4	-NHF-MS20-RG4	68.0 (2.68)	32.0 (1.26)	3.2 (0.13)	6500 (447)
M20 x 1.5	3/8	-NHF-MS20-RG6	68.0 (2.68)	32.0 (1.26)	3.6 (0.14)	4300 (297)
M20 x 1.5	1/2	-NHF-MS20-RG8	68.0 (2.68)	37.5 (1.48)	4.0 (0.16)	4800 (334)

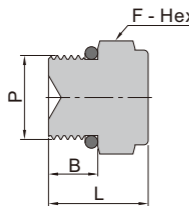
ISO Parallel Threads						
P-ISO Thread Size	Px-ISO Thread Size	Basic Ordering Number	Dimensions, mm (in.)			Working Pressure psig (bar) 316 SS, Steel
			L	D	E	
1/2	1/4	-NHF-BP8-RG4	68.0 (2.68)	32.0 (1.26)	3.2 (0.13)	6500 (447)
1/2	3/8	-NHF-BP8-RG6	68.0 (2.68)	32.0 (1.26)	3.6 (0.14)	4300 (297)
1/2	1/2	-NHF-BP8-RG8	68.0 (2.68)	37.5 (1.48)	4.0 (0.16)	4800 (334)

Pipe Plugs



Male NPT Threads				
P-NPT Size	Basic Ordering Number	Dimensions, in. (mm)		
		L	F	B
1/16	-NP-N1	0.56 (14.2)	0.31 (7.9)	0.38 (9.7)
1/8	-NP-N2	0.56 (14.2)	0.44 (11.1)	0.38 (9.7)
1/4	-NP-N4	0.75 (19.1)	0.56 (14.3)	0.56 (14.2)
3/8	-NP-N6	0.78 (19.8)	0.69 (17.5)	0.56 (14.2)
1/2	-NP-N8	0.97 (24.6)	0.87 (22.2)	0.75 (19.1)
3/4	-NP-N12	1.21 (30.7)	1.06 (27.0)	0.75 (19.1)
1	-NP-N16	1.50 (38.1)	1.37 (34.9)	0.94 (23.9)
1 1/4	-NP-N20	1.51 (38.4)	1.75 (44.5)	0.94 (23.9)
1 1/2	-NP-N24	1.72 (43.7)	2.00 (50.8)	1.03 (26.2)
2	-NP-N32	2.00 (50.8)	2.50 (63.5)	1.03 (26.2)

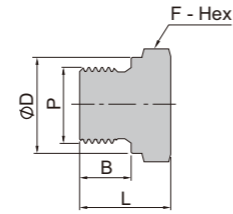
Male ISO Tapered Threads				
P-R Size	Basic Ordering Number	Dimensions, in. (mm)		
		L	F	B
1/16	-NP-R1	0.56 (14.2)	0.31 (7.9)	0.38 (9.7)
1/8	-NP-R2	0.56 (14.2)	0.44 (11.1)	0.38 (9.7)
1/4	-NP-R4	0.75 (19.1)	0.56 (14.3)	0.56 (14.2)
3/8	-NP-R6	0.78 (19.8)	0.69 (17.5)	0.56 (14.2)
1/2	-NP-R8	0.97 (24.6)	0.87 (22.2)	0.75 (19.1)
3/4	-NP-R12	1.21 (30.7)	1.06 (27.0)	0.75 (19.1)
1	-NP-R16	1.50 (38.1)	1.37 (34.9)	0.94 (23.9)
1 1/4	-NP-R20	1.51 (38.4)	1.75 (44.5)	0.94 (23.9)
1 1/2	-NP-R24	1.72 (43.7)	2.00 (50.8)	1.03 (26.2)
2	-NP-R32	2.00 (50.8)	2.50 (63.5)	1.03 (26.2)



Male SAE/MS Straight Threads (ST)					
P-SAE Nominal Size	P-SAE/MS Thread Specification	Basic Ordering Number	Dimensions, in. (mm)		
			L	F	B
4	7/16-20	-NP-ST7	0.76 (19.3)	0.56 (14.3)	0.36 (9.1)
6	9/16-18	-NP-ST9	0.82 (20.8)	0.69 (17.5)	0.39 (9.9)
8	3/4-16	-NP-ST120.89	0.87 (22.2)	0.44 (11.2)	0.44 (11.2)
12	1 1/16-12	-NP-ST171.12	1.12 (28.4)	1.25 (31.8)	0.59 (15.0)
16	1 5/16-12	-NP-ST211.18	1.18 (30.0)	1.50 (38.1)	0.59 (15.0)

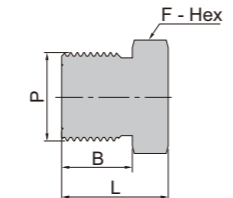
Dimensions are for reference only, subject to change.

Hollow Hex Plugs

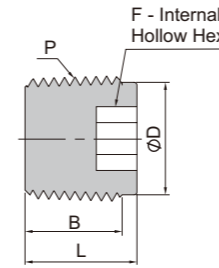


Male ISO Parallel Threads						
P-RS Size	Basic Ordering Number	Dimensions, in. (mm)				
		L	F	B	D	
1/8	-NP-RS2	0.55 (14.0)	0.56 (14.3)	0.28 (7.1)	0.54 (13.7)	
1/4	-NP-RS4	0.78 (19.8)	0.75 (19.1)	0.44 (11.2)	0.71 (18.0)	
3/8	-NP-RS6	0.78 (19.8)	0.87 (22.2)	0.44 (11.2)	0.86 (21.8)	
1/2	-NP-RS8	0.99 (25.1)	1.06 (27.0)	0.55 (14.0)	1.02 (25.9)	
3/4	-NP-RS12	1.13 (28.7)	1.31 (33.3)	0.62 (15.7)	1.26 (32.0)	
1	-NP-RS16	1.21 (30.7)	1.63 (41.3)	0.71 (18.0)	1.54 (39.1)	

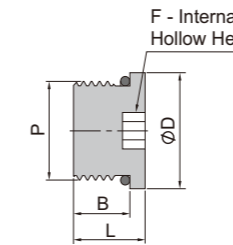
Male Metric Threads						
P-Metric Size	Basic Ordering Number	Dimensions, mm (in.)				
		L	F	B	D	
M14 x 1.5	-NP-MRS14	21.0 (0.83)	20.6 (0.81)	12.0 (0.47)	18.8 (0.74)	
M16 x 1.5	-NP-MRS16	23.0 (0.91)	22.2 (0.87)	12.0 (0.47)	20.8 (0.82)	
M18 x 1.5	-NP-MRS18	25.0 (0.98)	23.8 (0.94)	12.0 (0.47)	22.8 (0.90)	
M20 x 1.5	-NP-MRS20	26.5 (1.04)	25.4 (1.00)	14.0 (0.55)	24.8 (0.98)	
M22 x 1.5	-NP-MRS22	28.8 (1.13)	28.6 (1.13)	14.0 (0.55)	26.8 (1.06)	
M24 x 1.5	-NP-MRS24	29.0 (1.14)	35.0 (1.38)	14.0 (0.55)	28.8 (1.13)	
M27 x 2	-NP-MRS27	30.0 (1.18)	36.5 (1.44)	16.0 (0.63)	31.8 (1.25)	



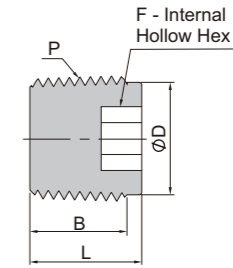
Male Metric Threads						
P-Metric Size	Basic Ordering Number	Dimensions, mm (in.)				
		L	F	B	D	
M14 x 1.5	-NP-MS14	18.0 (0.71)	16.0 (0.63)	13.0 (0.51)		
M16 x 1.5	-NP-MS16	20.0 (0.79)	18.0 (0.71)	14.0 (0.55)		
M18 x 1.5	-NP-MS18	22.0 (0.87)	19.0 (0.75)	15.0 (0.59)		
M20 x 1.5	-NP-MS20	24.0 (0.94)	22.0 (0.87)	16.0 (0.63)		
M22 x 1.5	-NP-MS22	26.0 (1.02)	24.0 (0.94)	17.0 (0.67)		
M24 x 1.5	-NP-MS24	26.0 (1.02)	27.0 (1.06)	17.0 (0.67)		
M27 x 2	-NP-MS27	27.0 (1.06)	30.0 (1.18)	18.0 (0.71)		
M30 x 2	-NP-MS30	32.0 (1.26)	32.0 (1.26)	20.0 (0.79)		



Male NPT Threads						
P-NPT Size	Basic Ordering Number	Dimensions, in. (mm)				
		L	F	B	D	
1/16	-NPI-N1	0.30 (7.6)	0.16 (4.0)	0.29 (7.4)	0.29 (7.4)	
1/8	-NPI-N2	0.41 (10.4)	0.19 (4.8)	0.29 (7.4)	0.37 (9.4)	
1/4	-NPI-N4	0.61 (15.5)	0.25 (6.4)	0.49 (12.4)	0.48 (12.1)	
3/8	-NPI-N6	0.59 (15.0)	0.31 (7.9)	0.47 (11.9)	0.62 (15.7)	
1/2	-NPI-N8	0.76 (19.3)	0.37 (9.5)	0.64 (16.2)	0.76 (19.3)	
3/4	-NPI-N12	0.78 (19.8)	0.56 (14.3)	0.66 (16.7)	1.01 (25.7)	
1	-NPI-N16	0.82 (20.8)	0.63 (15.9)	0.70 (17.7)	1.25 (31.8)	

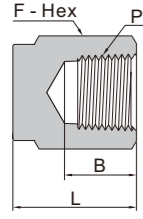


Male SAE/MS Straight Threads (ST)						
P-SAE Nominal Size	P-SAE/MS Thread Specification	Basic Ordering Number	Dimensions, in. (mm)			
			L	F	B	D
4	7/16-20	-NPI-ST7	0.45 (11.4)	0.19 (4.8)	0.36 (9.1)	0.56 (14.2)
6	9/16-18	-NPI-ST9	0.48 (12.2)	0.25 (6.4)	0.39 (9.9)	0.69 (17.5)
8	3/4-16	-NPI-ST12	0.56 (14.2)	0.31 (7.9)	0.44 (11.2)	0.88 (22.4)
12	1 1/16-12	-NPI-ST17	0.75 (19.1)	0.56 (14.3)	0.59 (15.0)	1.25 (31.8)
16	1 5/16-12	-NPI-ST21	0.75 (19.1)	0.63 (15.9)	0.59 (15.0)	1.50 (38.1)



Male ISO Tapered Threads						
P-R Size	Basic Ordering Number	Dimensions, in. (mm)				
		L	F	B	D	
1/16	-NPI-R1	0.30 (7.6)	0.16 (4.0)	0.29 (7.4)	0.29 (7.4)	
1/8	-NPI-R2	0.41 (10.4)	0.19 (4.8)	0.29 (7.4)	0.37 (9.4)	
1/4	-NPI-R4	0.61 (15.5)	0.25 (6.4)	0.49 (12.4)	0.48 (12.1)	
3/8	-NPI-R6	0.61 (15.5)	0.31 (7.9)	0.49 (12.4)	0.62 (15.7)	
1/2	-NPI-R8	0.76 (19.3)	0.37 (9.5)	0.64 (16.2)	0.76 (19.3)	
3/4	-NPI-R12	0.78 (19.8)	0.56 (14.3)	0.66 (16.7)	1.01 (25.7)	
1	-NPI-R16	0.82 (20.8)	0.63 (15.9)	0.70 (17.7)	1.25 (31.8)	

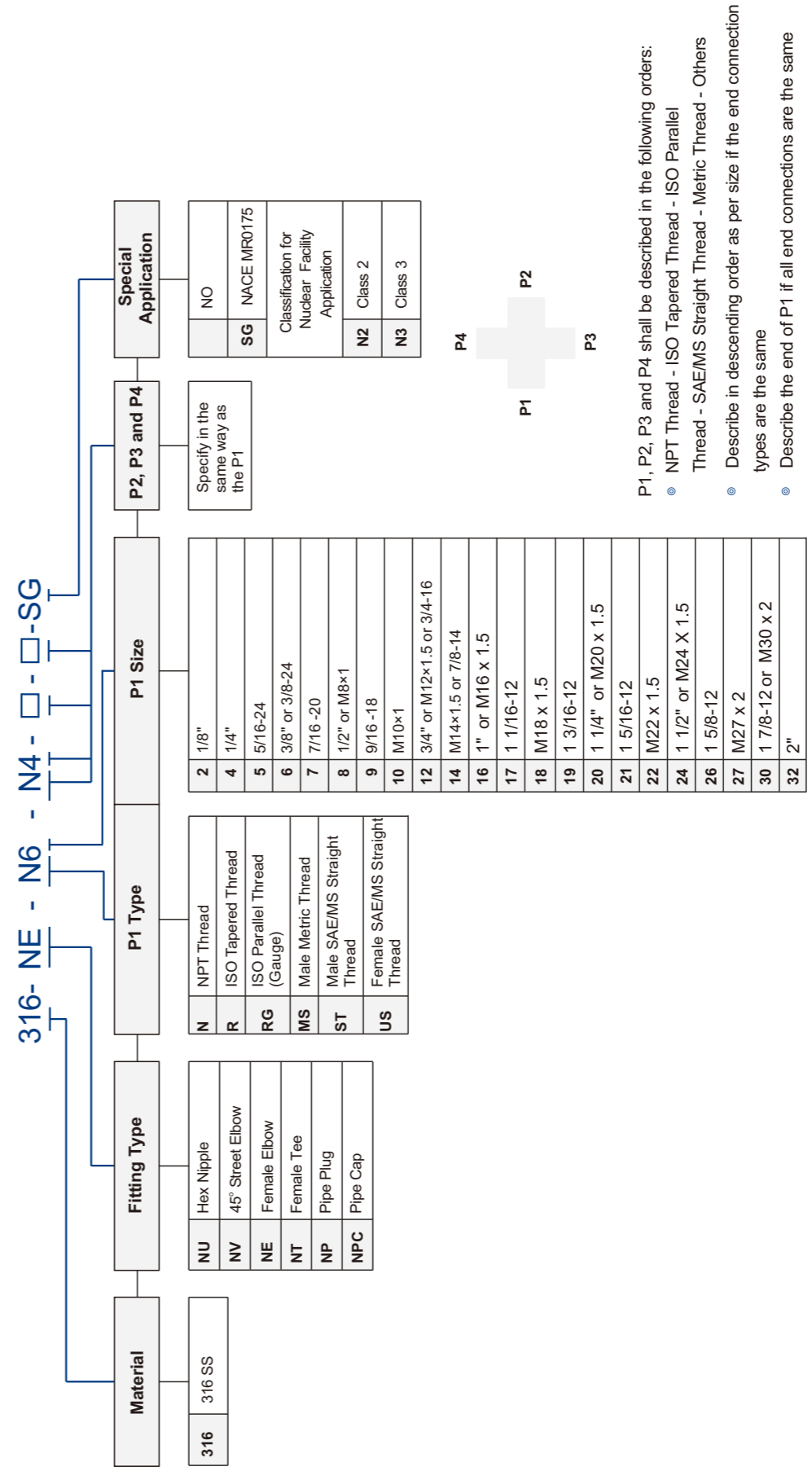
Pipe Caps



Female NPT Threads						
P-NPT Size	Basic Ordering Number	Dimensions, in. (mm)			Working Pressure psig (bar)	
		L	F	B	316 SS, Steel	Brass
1/16	-NPC-FN1	0.50 (12.7)	0.44 (11.1)	0.39 (9.9)	6700 (460)	3300 (227)
1/8	-NPC-FN2	0.75 (19.1)	0.56 (14.3)	0.41 (10.4)	6500 (447)	3200 (220)
1/4	-NPC-FN4	0.91 (23.1)	0.75 (19.1)	0.59 (15.0)	6600 (454)	3300 (277)
3/8	-NPC-FN6	1.03 (26.2)	0.87 (22.2)	0.59 (15.0)	5300 (365)	2600 (179)
1/2	-NPC-FN8	1.34 (34.0)	1.06 (27.0)	0.78 (19.8)	4900 (337)	2400 (165)
3/4	-NPC-FN12	1.44 (36.6)	1.31 (33.3)	0.81 (20.6)	4600 (316)	2300 (158)
1	-NPC-FN16	1.62 (41.1)	1.63 (41.3)	1.00 (25.4)	4400 (303)	2200 (151)

Female ISO Tapered Threads						
P-R Size	Basic Ordering Number	Dimensions, in. (mm)			Working Pressure psig (bar)	
		L	F	B	316 SS, Steel	Brass
1/16	-NPC-FR1	0.50 (12.7)	0.44 (11.1)	0.39 (9.9)	6700 (460)	3300 (227)
1/8	-NPC-FR2	0.75 (19.1)	0.56 (14.3)	0.41 (10.4)	6500 (447)	3200 (220)
1/4	-NPC-FR4	0.91 (23.1)	0.75 (19.1)	0.59 (15.0)	6600 (454)	3300 (277)
3/8	-NPC-FR6	1.03 (26.2)	0.87 (22.2)	0.59 (15.0)	5300 (365)	2600 (179)
1/2	-NPC-FR8	1.34 (34.0)	1.06 (27.0)	0.78 (19.8)	4900 (337)	2400 (165)
3/4	-NPC-FR12	1.44 (36.6)	1.31 (33.3)	0.81 (20.6)	4600 (316)	2300 (158)
1	-NPC-FR16	1.62 (41.1)	1.63 (41.3)	1.00 (25.4)	4400 (303)	2200 (151)

Ordering Number Description



Note: "Ordering Number Description" is a reference to understand the combination rules of XINVAL product part number. Not all combinations are available.